

# ICON/







*dynamic path*



# ICON/

*percorso dinamico*


dynamic path



# ICON/

Estremamente versatile, con formati modulabili, disponibile in 2 finiture e in una gamma di ben 6 tinte unite miscelabili, Icon dona dinamicità e un tocco vivace agli spazi.

/ Extremely versatile, with modular formats, 2 different finishes and a range of 6 mix-and-match plain colours, Icon adds a touch of lively, dynamic energy to any environment.



### Formati / Sizes



**120X120** / 48"X48"



**60X60** / 24"X24"



**60X120** / 24"X48"



**30X60** / 12"X24"

### Superfici / Surfaces



### Colori / Colours







GRES PORCELLANATO A TUTTO SPESSORE / FULL BODY PORCELAIN TILE

ISO 13006 - G - BIa UGL (E ≤ 0,5%) UNI EN 14411 - G -



## WHITE

## TITANIUM

## BLACK

## CREAM

## ALMOND

## BEIGE



**120X120**  
48"X48"



**60X120**  
24"X48"



**60X60**  
24"X24"



**30X60**  
12"X24"



<b>ICON WHITE</b>	ICON WHITE 120	ICON WHITE 12	ICON WHITE 60	ICON WHITE 36
<b>ICON TITANIUM</b>	ICONTITANIUM120	ICON TITANIUM12	ICON TITANIUM60	ICON TITANIUM36
<b>ICON BLACK</b>	ICON BLACK 120	ICON BLACK 12	ICON BLACK 60	ICON BLACK 36



<b>ICON WHITE</b>	ICON WHITE 120L	ICON WHITE 12L	ICON WHITE 60L	
<b>ICON TITANIUM</b>	ICON TITAN 120L	ICONTITANIUM12L	ICONTITANIUM60L	
<b>ICON BLACK</b>	ICON BLACK 120L	ICON BLACK 12L	ICON BLACK 60L	



**120X120**  
48"X48"



**60X120**  
24"X48"



**60X60**  
24"X24"



**30X60**  
12"X24"


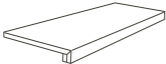
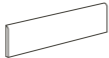











<b>ICON CREAM</b>	ICON CREAM 120	ICON CREAM 12	ICON CREAM 60	ICON CREAM 36
<b>ICON ALMOND</b>	ICON ALMOND 120	ICON ALMOND 12	ICON ALMOND 60	ICON ALMOND 36
<b>ICON BEIGE</b>	ICON BEIGE 120	ICON BEIGE 12	ICON BEIGE 60	ICON BEIGE 36












<b>ICON CREAM</b>	ICON CREAM 120L	ICON CREAM 12L	ICON CREAM 60L	
<b>ICON ALMOND</b>	ICON ALMOND120L	ICON ALMOND 12L	ICON ALMOND 60L	
<b>ICON BEIGE</b>	ICON BEIGE 120L	ICON BEIGE 12L	ICON BEIGE 60L	

## Pezzi speciali / Trims

				
		<b>9,5X60</b> △ 3.7"X24"	<b>120X32,5</b> △ 48"X12.8"	
 <b>ICON WHITE</b>	ICONWHITE BT60	ICON WHITE G120	<b>ICON WHITE</b>	ICONWHITE BT60L
 <b>ICON TITANIUM</b>	ICONTIT. BT60	ICON TIT. G120	<b>ICON TITANIUM</b>	ICONTIT. BT60L
 <b>ICON BLACK</b>	ICONBLACK BT60	ICON BLACK G120	<b>ICON BLACK</b>	ICONBLACK BT60L
 <b>ICON CREAM</b>	ICONCREAM BT60	ICON CREAM G120	<b>ICON CREAM</b>	ICONCREAM BT60L
 <b>ICON ALMOND</b>	ICONALM. BT60	ICON ALM. G120	<b>ICON ALMOND</b>	ICONALM. BT60L
 <b>ICON BEIGE</b>	ICONBEIGE BT60	ICON BEIGE G120	<b>ICON BEIGE</b>	ICONBEIGE BT60L

ARTICOLO	DIN 51130 (R)	DIN 51097 (A+B+C)	BCR REP.CEC 6/81		DM 14/6/89 N.236		PENDULUM TEST BS (INGLESE)	PENDULUM TEST AS/NZS 4856:2004 (AUSTRALIANO)	PENDULUM TEST UNE ENV 12633:2003 (SPAGNOLO)	BOT 3000 (DCOF)  average value
			g.a.	g.b.	c.a.	g.b.				
 <b>ICON</b>	R10	A	> 0,4	> 0,4	> 0,4	> 0,4	-	-	1	> 0.42

CARATTERISTICHE TECNICHE GRES PORCELLANATO / TECHNICAL SPECIFICATIONS PORCELAIN STONEWARE  
UNI EN 14411 (ISO 13006) - Bla (appendice/appendix G)


CARATTERISTICA Specification	METODO DI PROVA Test methods	REQUISITI PREVISTI DALLA NORMA Requirements in accordance to the standards	VALORE MEDIO Average value
 <b>DIMENSIONI E ASPETTO</b> DIMENSIONS AND APPEARANCE	<b>ISO 10545-2</b>	<b>PROSPETTO G.1</b> PROSPECT G.1	<b>CONFORME</b> COMPLIANT
 <b>ASSORBIMENTO D'ACQUA</b> WATER ABSORPTION	<b>ISO 10545-3</b>	≤ 0,5%	< 0,1%
 <b>RESISTENZA A FLESSIONE</b> FLEXURAL RESISTANCE		min./мин 35 N/mm <sup>2</sup>	> 45 N/mm <sup>2</sup>
<b>SFORZO DI ROTTURA</b> MODULUS OF RUPTURE	<b>ISO 10545-4</b>	<b>SPESSORE / THICKNESS</b> ≥ 7,5 mm: min. 700 N	9 mm 2500 N*
		<b>SPESSORE / THICKNESS</b> < 7,5 mm: min. 1300 N	<b>SPESSORE* THICKNESS*</b> 10 mm 3000 N*
			20 mm 11000 N**
 <b>RESISTENZA ALL'ABRASIONE PROFONDA</b> DEEP ABRASION RESISTANCE	<b>ISO 10545-6</b>	≤ 175 mm <sup>3</sup>	< 140 mm <sup>3</sup>
<b>RESISTENZA ALL'ABRASIONE SUPERFICIALE</b> RESISTANCE TO SURFACE ABRASION	<b>ISO 10545-7</b>	<b>CLASSI 0-5</b> CLASSES 0-5	<b>COME INDICATO IN CATALOGO</b> AS INDICATED IN THE CATALOGUE
 <b>COEFFICIENTE DILATAZIONE TERMICA LINEARE (α)</b> LINEAR EXPANSION THERMIC COEFFICIENT	<b>ISO 10545-8</b>	<b>METODO DISPONIBILE</b> AVAILABLE ON REQUEST	≤ 7x10 <sup>-6</sup> °C <sup>-1</sup>
 <b>RESISTENZA AGLI SBALZI TERMICI</b> RESISTANCE TO SUDDEN TEMPERATURE CHANGES	<b>ISO 10545-9</b>	<b>METODO DISPONIBILE</b> AVAILABLE ON REQUEST	<b>RESISTE</b> RESISTANT
 <b>RESISTENZA AL GELO</b> FROST RESISTANCE	<b>ISO 10545-12</b>	<b>RICHIESTA</b> ALWAYS TESTED	<b>RESISTE</b> RESISTANT
 <b>PRODOTTI CHIMICI AD USO DOMESTICO ED ADDITIVI PER PISCINA</b> HOUSEHOLD CHEMICALS AND SWIMMING POOL WATER CLEANSERS		min. B МИН. B	min. B МИН. B
<b>ACIDI ED ALCALI A BASSA CONCENTRAZIONE</b> ACIDS AND LOW CONCENTRATION ALKALIS	<b>ISO 10545-13</b>	<b>DA LA, LB A LC</b> FROM LA, LB TO LC	<b>DA LA, LB A LC</b> FROM LA, LB TO LC
<b>ACIDI ED ALCALI AD ALTA CONCENTRAZIONE</b> ACIDS AND HIGH CONCENTRATION ALKALIS		<b>METODO DISPONIBILE</b> AVAILABLE ON REQUEST	<b>METODO DISPONIBILE</b> AVAILABLE ON REQUEST
 <b>RESISTENZA ALLE MACCHIE UGL</b> STAIN RESISTANCE UGL		<b>METODO DISPONIBILE</b> AVAILABLE ON REQUEST	<b>METODO DISPONIBILE</b> AVAILABLE ON REQUEST
<b>RESISTENZA ALLE MACCHIE GL</b> STAIN RESISTANCE GL	<b>ISO 10545-14</b>	min. 3 МИН. 3	min. 3 МИН. 3




**DESIGN & COORDINAMENTO**  
Marketing CC IMOLA


**COPERTINA / COVER**  
Foto di / Photo by  
**Paolo Crocenzi**


**INDICAZIONI D'USO**  
INDICATIONS FOR USE


 Pavimento  
Floor tiles


 Rivestimento  
Wall tiles

**DESTINAZIONI D'USO**  
SUGGESTED APPLICATIONS

 Abitazioni  
Domestic purpose

 Commerciale leggero  
Light traffic area

 Commerciale  
Retail


 Commerciale pesante  
Heavy traffic area


**SUPERFICI**  
SURFACES

**Struttura / Structure**

 Liscio  
Flat

**Finitura / Finish**

 Naturale  
Natural


 Levigato  
Polished

**Aspetto superficiale / Surface look**

 Opaco  
Matt

 Lucido  
Glossy

**Bordo**  
Edge

 Rettificato monocalibro  
Monocaliber, rectified

**STONALIZZAZIONE**  
SHADE VARIATION

 V1


**SPESORE**  
THICKNESS

 10,5



<http://evaluation.cstb.fr/fr/recherche/produits-evalues/?prestations=qb32>

**CARATTERISTICHE DI VENDITA**  
SALES CHARACTERISTICS

 Prodotto venduto al pezzo.  
Product sold per item.

Tutti i nostri prodotti, sia al mq che al pezzo, sono venduti unicamente a scatola completa.  
All our products are sold only in complete boxes, whether the unit of measure is per item or per square metre.

\* Le superfici con finitura lappata lucida e levigata sono consigliate per qualsiasi tipo di rivestimento e per pavimenti residenziali o per superfici calpestabili che non hanno un diretto collegamento con l'esterno o che hanno accessi protetti da appositi stuoini. Come è noto tutte le superfici lucide subiscono con l'uso un naturale processo di opacizzazione. Nel caso dei materiali in gres porcellanato di Imola questo processo è più lento rispetto a qualsiasi altro materiale naturale lavorato a lucido come marmo, pietra, granito. / Surfaces with a honed and polished gloss finish are recommended for any kind of wall tile, residential floor or floors that are not directly connected with the outdoors or whose entrances are protected by mats. As is well known, all gloss surfaces naturally lose their shine over time. With Imola porcelain stoneware this process is slower than other honed natural materials like marble, granite or stone.





EVOLUTIONSTILE

[leonardoceramica.it](http://leonardoceramica.it)



---

A brand of  
**Cooperativa Ceramica d'Imola S.c.**

Via V. Veneto, 13  
40026 Imola (BO) Italia  
Tel. +39 0542 601601  
Fax +39 0542 31749

---