

CONCRETE MADE 2.0

**DESIGN
SURROUND**



GIGACER®

DESIGN SURROUND

1. Concrete

#4.8 / #6 / #12 mm through body | #12 / #24 mm multilayer

2. **Made 2.0 Levigato** #12 / #24 mm


3. **Made 2.0 Mat** #12 / #24 mm

4. **Made 2.0 Bocciaurato** Antislip R11 #12 / #24 mm

The 5 textures and 13 colours make **CONCRETE / MADE 2.0** a flexible ceramic system designed to be applied in every architectural project. Can be adapted with chromatic coherence to the different needs of living: the same colour can be used for example in an access floor with a concrete effect (**CONCRETE**), then on walls (**MADE 2.0 Levigato**), in the external areas with an anti-slip bush hammered surface (**MADE 2.0 Bocciaurato**), for kitchen tops and vanity tops (**CONCRETE Through body**).


Le 5 diverse superfici disponibili fanno di **CONCRETE / MADE 2.0** un flessibile sistema ceramico a servizio del progetto architettonico. Si adattano con coerenza cromatica alle diverse esigenze dell'abitare: lo stesso colore ricorre così in un ingresso con effetto cemento (**CONCRETE**), in pareti rivestite (**MADE 2.0 Levigato**), negli esterni pavimentati con bocciaurato antiscivolo (**MADE 2.0 Bocciaurato**), nel rivestimento di piani cucina e mobili bagno (**CONCRETE Tutta massa**).

CONCRETE MADE 2.0



COLLECTION

1. *Pure / 2. Ice / 3. Rope / 4. Grey / 5. Iron / 6. Smoke / 7. *Black /
8. Graphite / 9. Brown / 10. Mud / 11. Beige / 12. Dust / 13. White



CONCRETE / MADE 2.0 COLLECTION

SIZES / FORMATI

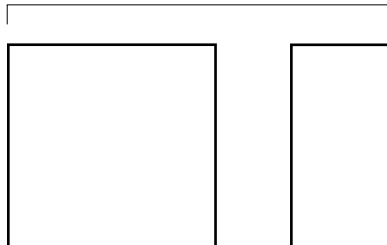


120x250 cm
48"x100"

#6 mm | #12 mm °




NEW SOFT SURFACE
Nuova superficie Soft
#12 mm



120x120 cm
48"x48"

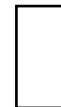
#4.8 mm | #6 mm* | #12 mm | #24 mm



60x120 cm
24"x48"



60x60 cm
24"x24"

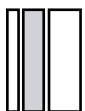


30x60 cm
12"x24"

#4.8 mm
#6 mm*
#12 mm


*Notes / Note:
Available size 120x250
rectified / unrectified through
body or rectified multilayer
in colours / disponibile il formato
120x250 rettificato /
non rettificato tutta massa
o rettificato multistrato
nei colori: **Rope / Grey /
Graphite / Mud / White.**

BLEND



5-10-15x60 cm
2"-4"-6"x24"

SHADES



15x15 cm
6"x6"

#4.8 mm | #12 mm



30x30 cm
12"x12"

#4.8 mm

SMALL HEXAGON



18x16
7"x6"

LARGE HEXAGON



37x32
14 1/2"x12 1/2"

DIAMOND



18x32
7"x12 1/2"

SMALL PENTAGON



17x10
7"x4"

BRICK



9x18
3 1/2"x7"

PLATE



9x30
3 1/2"x12"


SMALL



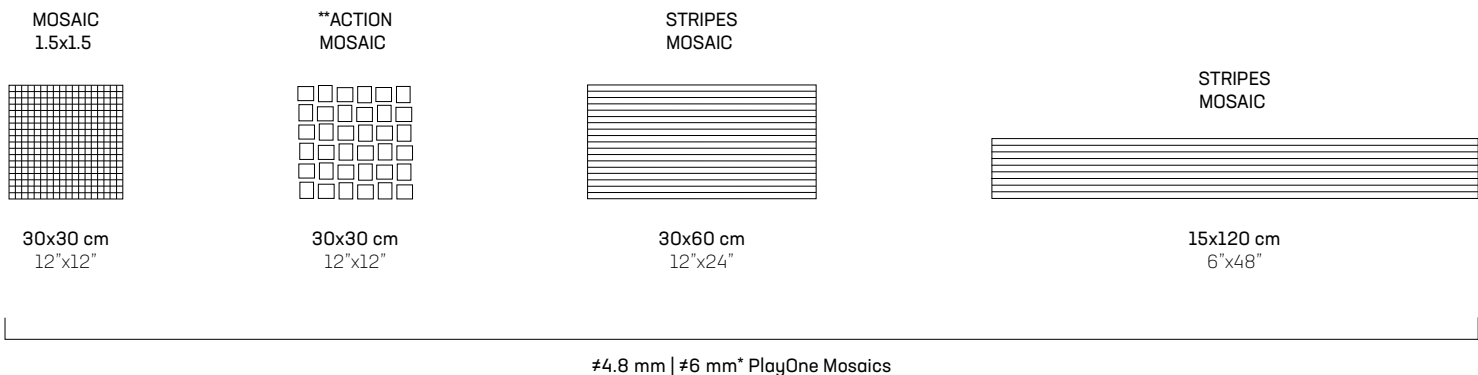
9x9
3 1/2"x3 1/2"

#4.8 mm | #6 mm* PlayOne Shapes

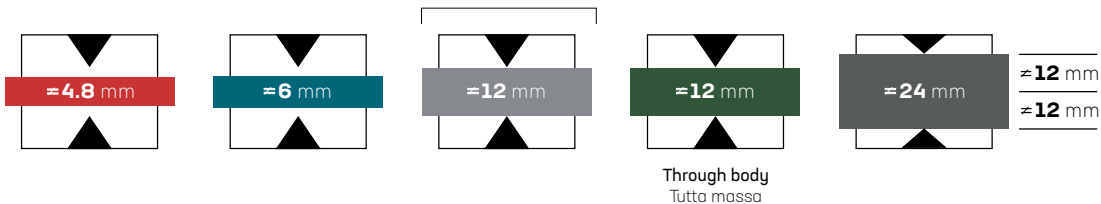
CONCRETE



MOSAICS ARE MESH-MOUNTED / MOSAICI FORNITI SU RETE



The **Soft** surface is available in the following sizes / La Superficie **Soft** è disponibile nei formati: 60x120 24"x48", 120x120 48"x48".



The products with the **Gigacer Service** label will be manufactured only upon specific request and they will be quoted where necessary. / Gli articoli con il marchio **Gigacer Service** saranno prodotti solo su specifica richiesta e quotati ove necessario.

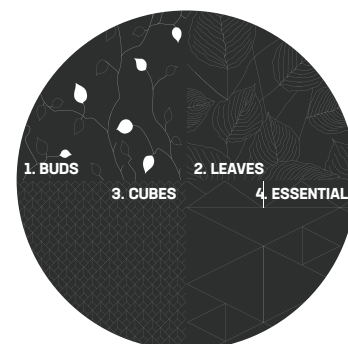
*The colours **Pure** and **Black** are available in Through body #6mm, only in the following sizes / I colori **Pure** e **Black** sono disponibili solo Tutta massa #6mm nei formati: 120x250, 120x120, 60x120, 60x60, 30x60, Mosaic 30x30, Stripes Mosaic and all PlayOne Shapes.

Action Mosaic is available in the following colours / Action Mosaic è disponibile nei colori: **Ice, Rope, Grey, Graphite, White.

COLLECTION

1. Buds / 2. Leaves / 3. Cubes / 4. Essential

Available in all series colours / Disponibili in tutti i colori della serie*



CONCRETE is an adaptable ceramics system inspired by the minimalist architecture of bare concrete surfaces. It is a range of essential-look porcelain stoneware designed to create immersive spaces which mould to the light, generating original architectures.

With its new **SIGNS** decoration the CONCRETE range is extending to include a sophisticated, stylish product. Four delicate weaves enrich the original material's aesthetic and decorative value, lighting up CONCRETE's neutral, delicate tones with floral motifs and geometric patterns with which to decorate walls and floors freely, combining beauty and practicability, decoration and resilience. Each of the four decorations has been designed to give the spaces you live in a pronounced expressive identity.

Buds - a light botanical motif for dreamy and welcoming atmospheres; **Leaves** - an immersive nature-inspired decoration for gentle, delicate-effect spaces; **Cubes** - a geometric pattern with a balanced mood for vintage and contemporary-inspired creations; **Essential** - versatile decorations to add a touch of character to all contexts.

Emblems of style, dynamism and essential decoration, the new **SIGNS** series textures make a decisive contribution to the expressive character of the spaces you add them to as must-haves for personality-packed residential or commercial contexts.

Available in 120x250 and 60x120 formats **SIGNS** stands out for impeccable technical performance. Its decorations are, in fact, made using a special **laser working technique** which enables light almost imperceptible to the touch marks to be produced, leaving the characteristics of the material used intact as well as its stain and wear-and-tear resistance, ease of cleaning and mechanical resistance qualities.

CONCRETE è un sistema ceramico flessibile ispirato all'architettura minimal delle superfici in cemento nudo. Una linea di gres porcellanato dall'estetica essenziale, pensata per creare spazi avvolgenti, che si plasmano con la luce creando architetture originali.


Con il nuovo decoro **SIGNS**, la linea **CONCRETE** amplia la propria gamma aggiungendo un prodotto dall'aspetto raffinato ed elegante. Quattro trame delicate arricchiscono la materia originale valorizzandone la valenza estetica e decorativa.

I toni neutri e delicati di **CONCRETE** si accendono così di motivi floreali e pattern geometrici con cui decorare liberamente pareti e pavimenti, coniugando estetica e funzionalità, decoro e resistenza. Ognuna delle quattro trame decorative è pensata per conferire un forte carattere espressivo ai luoghi dell'abitare.

Buds - un motivo botanico leggero, per ambienti dall'atmosfera sognante e accogliente; **Leaves** - un decoro avvolgente d'ispirazione naturale, per donare agli spazi un animo gentile e delicato; **Cubes** - un pattern geometrico dal mood equilibrato, per creazioni d'ispirazione vintage e dal carattere contemporaneo; **Essential** - un decoro versatile che aggiunge una nota di carattere ad ogni contesto.


Emblemi di eleganza, dinamismo e decorativismo essenziale, le nuove texture della serie **SIGNS** contribuiscono in modo deciso all'espressività dei luoghi nelle quali sono inserite, diventando elementi irrinunciabili per ambienti residenziali o commerciali ricchi di personalità.

Disponibile nei formati 120x250 e 60x120, la serie **SIGNS** si distingue per le impeccabili prestazioni tecniche. I decori che caratterizzano i prodotti della linea sono infatti realizzati tramite una speciale **tecnica di lavorazione laser** che permette di ottenere segni leggeri, quasi impercettibili al tatto, mantenendo inalterate le caratteristiche del materiale, come la sua resistenza alle macchie e all'usura, la facilità di pulizia, la resistenza meccanica.




The product's technical features are not altered by the laser, in fact CONCRETE **SIGNS** can be laid on the floor. / Il laser non altera le caratteristiche tecniche del prodotto, è infatti possibile posare **CONCRETE SIGNS** a pavimento.


CONCRETE SIGNS



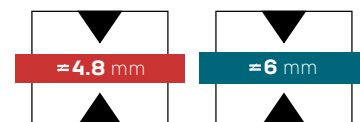
SIZES AND THICKNESSES / FORMATI E SPESSORI



120x250 cm
48"x100"
#6 mm



60x120 cm
24"x48"
#4.8 mm / #6 mm**



*Available in all the **CONCRETE** collection's colours (**Pure - Ice - Rope - Grey - Iron - Smoke - Black - Graphite - Brown - Mud - Beige - Dust - White**), **Signs** decorations make for an especially delicate effect on the lighter colours such as **White - Ice - Pure**.

On these pale colours **Signs** textures are visible only in specific light conditions, making for an extremely sophisticated look.

The colours **Pure and **Black** are available in Through Body #6mm

*Disponibile in tutti i 13 colori della collezione **CONCRETE** (**Pure - Ice - Rope - Grey - Iron - Smoke - Black - Graphite - Brown - Mud - Beige - Dust - White**), il decoro **SIGNS** ottiene un effetto particolarmente delicato nelle tonalità più chiare, ovvero **White - Ice - Pure**. Declinate su questi colori tenui, le trame di **SIGNS** si apprezzano solo in particolari condizioni luminose, donando al prodotto un aspetto estremamente raffinato.

I colori **Pure e **Black** sono disponibili solo Through Body #6mm

CONCRETE SIGNS


1. LAYOUT CONCRETE SIGNS LEAVES

LEAVES GRAPHIC A

LEAVES GRAPHIC B

LEAVES GRAPHIC C

CONCRETE SIGNS COLLECTION



1.
Concrete Signs Leaves
Layout Graphic A, B, C
120x250 48"x100"

3.
FLOOR AND WALL |
PAVIMENTO E RIVESTIMENTO
Concrete Signs Mud Leaves
120x250 48"x100" #6 mm
Concrete Signs Mud Leaves
Layout Graphic A, B, C
120x250 48"x100" #6 mm



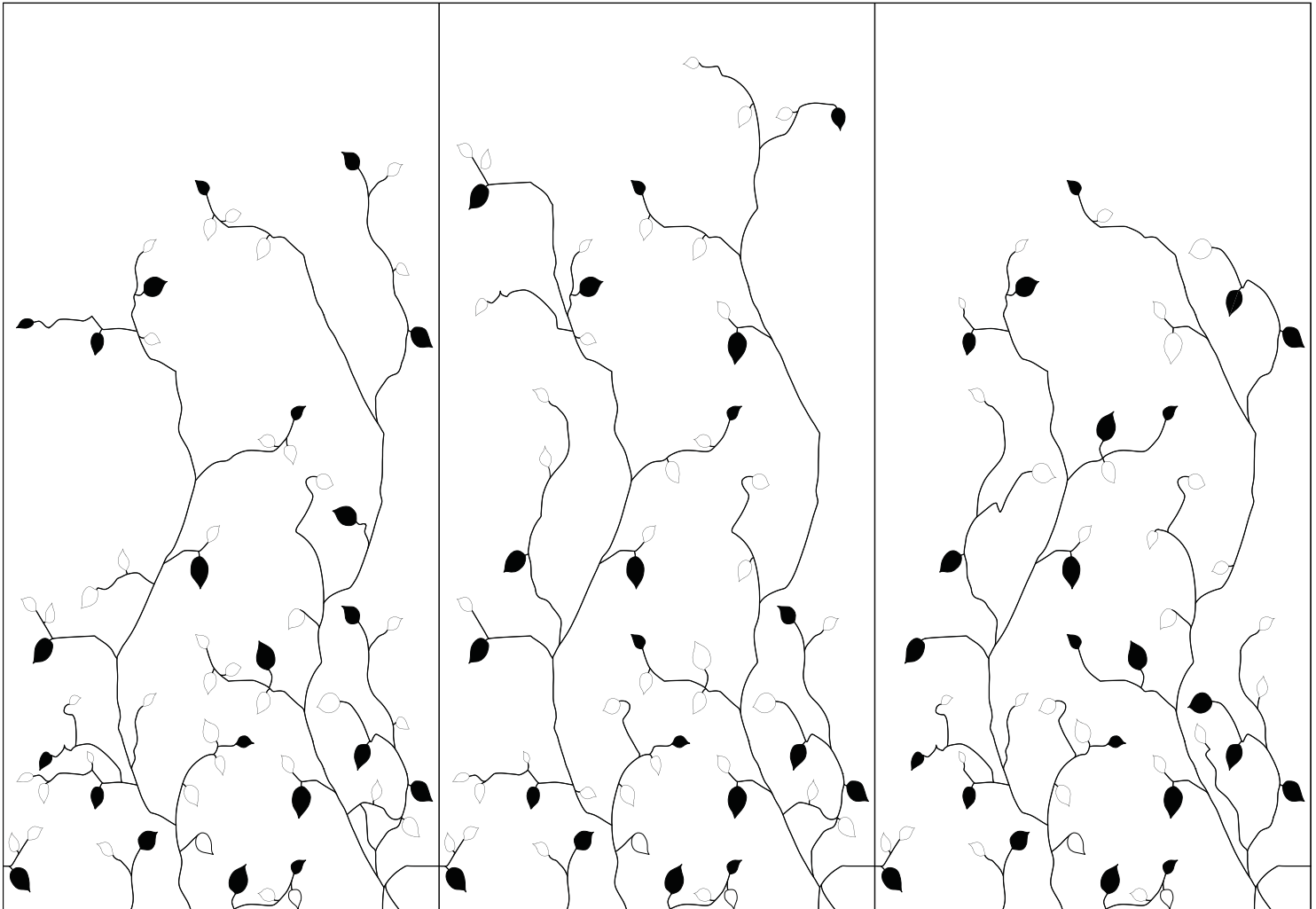
LAYOUT

2. LAYOUT CONCRETE SIGNS BUDS

BUDS GRAPHIC A

BUDS GRAPHIC B

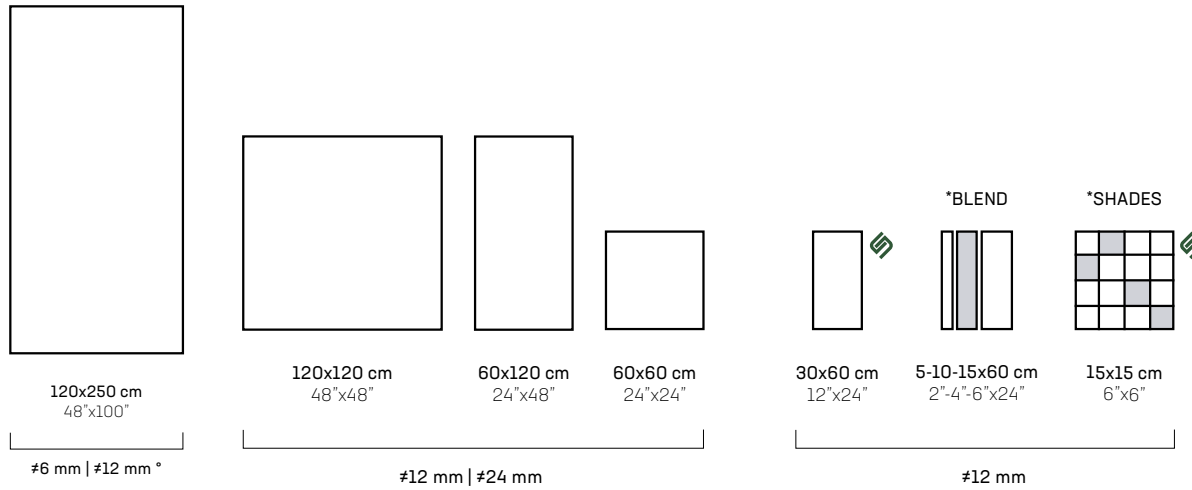
BUDS GRAPHIC C



2.
Concrete Signs Buds Layout Graphic A, B, C 120x250 48"x100"


COLLECTION

CONCRETE / MADE 2.0 COLLECTION



* Notes / Note:
Available size 120x250
in the following colours
/ disponibile il formato
120x250 nei seguenti
colori: Ice / Rope / Iron /
Graphite.

*Mix CONCRETE Mat and MADE 2.0 Bocciardato / Mix CONCRETE Mat e MADE 2.0 Bocciardato



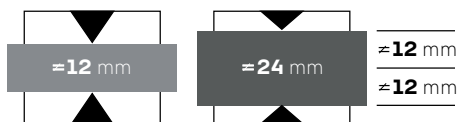
1. Mat / 2. Levigato / 3. Bocciardato



The products with the Gigacer Service label will be manufactured only upon specific request and they will be quoted where necessary. / Gli articoli con il marchio Gigacer Service saranno prodotti solo su specifica richiesta e quotati ove necessario.

MADE 2.0

1	2	3	4	5	6	7	8	9	10	11	
Ice	Rope	Grey	Iron	Smoke	Graphite	Brown	Mud	Beige	Dust	White Sand	
											MAT
											LEVIGATO
											BOCCIARDATO



All MADE 2.0 colours correspond to CONCRETE colours. MADE White Sand matches CONCRETE White. / Tutti i colori MADE 2.0 corrispondono ai colori CONCRETE. Il colore White Sand si abbina al CONCRETE White.

CONCRETE MADE 2.0

SHADES




SHADES has been designed to enhance the shading effect of modern and minimalistic ranges like **CONCRETE / MADE 2.0**. These two collections are produced in big size slabs 120x120cm (48x48 inches) and are then cut and rectified to 15x15cm (6x6 inches). This way it is possible to mix colours and surfaces to increase chromatic depth. This format allows the look not to stop in a single point but to wander around the whole surface, creating natural effects and shades of colour.

SHADES è un formato pensato per amplificare l'effetto di stonizzazione presente in serie moderne e minimaliste come **CONCRETE / MADE 2.0**. Queste due collezioni sono prodotte in lastre di grandi dimensioni 120x120cm. Le lastre vengono poi ritagliate e rettificate nel formato 15x15cm. In questo modo è possibile intersecare i colori e le superfici per aumentare la profondità cromatica. Il formato fa sì che lo sguardo non si soffermi su nessun punto particolare, ma che corra sull'intera superficie posata, creando effetti e gradazioni di colore naturali.

CONCRETE / MADE 2.0 COLLECTION


SHADES COMPOSITION CONCRETE + MADE 2.0 BOCC

Shade variation
Indice di stonizzazione
V3




SHADES COMPOSITION MIX COLOURS CONCRETE + MADE 2.0 BOCC

Shade variation
Indice di stonizzazione
V4




TILING SUGGESTIONS SUGGERIMENTI DI POSA



MADE 2.0 Bocc. 30%
#12 mm
CONCRETE 70%
#12 mm

WALL | RIVESTIMENTO
**Concrete Mud Mat / Made 2.0
Mud Bocciaurato Shades**
15x15 6"x6" #12 mm

FLOOR | PAVIMENTO
Made 2.0 Ice Bocciaurato
120x120 48"x48" #12 mm

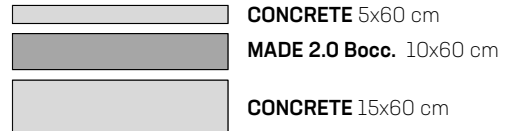


BLEND

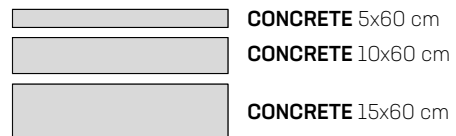
BLEND offers further decoration possibilities, using **CONCRETE / MADE 2.0** bush hammered cut into listellos. **BLEND** is available in 12 mm or 4.8 mm thickness in listellos of 5x60, 10x60 and 15x60. In 12 mm thickness the listello of 10x60 is **MADE 2.0** bush hammered same colour.

BLEND offre una ulteriore possibilità di decorazione, proponendo **CONCRETE / MADE 2.0** bocciardato in listelli. **BLEND** è disponibile in 12 mm o 4.8 mm di spessore e in listelli di 5x60, 10x60 e 15x60. Nel 12 mm il listello di 10x60 è **MADE 2.0** bocciardato nello stesso colore.


#12 mm



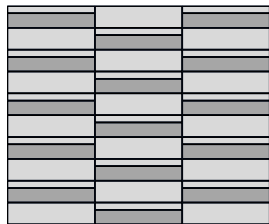
#4.8 mm




TILING SUGGESTIONS SUGGERIMENTI DI POSA




LAYOUT 1



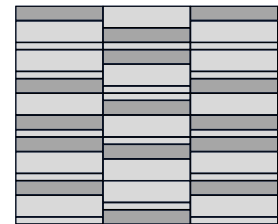
LAYOUT 2




LAYOUT 3



LAYOUT 4



LAYOUT 5



FLOOR | PAVIMENTO
Concrete / Made 2.0 Graphite
Bocciardato Blend Layout 5
5/10/15x60 2"/4"/6"x24" #12 mm

CONCRETE / MADE 2.0 is an unglazed ceramic product, and therefore one of the most hygienic and hypoallergenic material, it does not release any smell and does not retain any dirt. It is a natural material and it does not disperse any noxious substances. It is easy to clean with all the household cleaning products.

CONCRETE / MADE 2.0 è un prodotto ceramico non smaltato e quindi uno dei materiali più igienici, anallergici, non rilascia odore e non trattiene lo sporco. E' un materiale naturale e non disperde sostanze nocive. Si pulisce facilmente con tutti i prodotti per la pulizia della casa.



1. / 2. / 3.

FLOOR | PAVIMENTO

Concrete Ice 120x120 48"x48" #12 mm

COSTA RETTA STEP | GRADINO COSTA RETTA

Concrete Ice 120x33x4 48"x13"x1 1/2" #12 mm





1



3



1. / 2.

WALL | PARETE

Concrete Rope Mat 120x250 cm·48"x100" #6 mm

FLOOR | PAVIMENTO

Concrete Rope Mat 120x120 cm·48"x48" #12 mm

COUNTER TOP | TOP BANCONE

Concrete Rope Mat Gigacer Service #6 mm

COUNTER | BANCONE

Concrete Iron - Rope Mat Gigacer Service #6 mm

COFFEE TABLE COUNTER TOP | PIANO DEI TAVOLINI

Concrete Iron Mat Gigacer Service #4.8 mm





2

3.
FLOOR | PAVIMENTO
Made 2.0 Rope Mat 60x120 cm-24"x48" #12 mm



1.

WALL | PARETE

Concrete White Mat 120x250 cm·48"x100" #6 mm

FLOOR | PAVIMENTO

Concrete White Soft 120x120 cm·48"x48" #12 mm

OUTDOOR FLOOR | PAVIMENTO ESTERNO

Made 2.0 White Sand Bocciaurato R11 120x120 cm·48"x48" #12 mm

2.


FLOOR | PAVIMENTO

Made 2.0 Dust Bocciaurato R11 60x120 cm·24"x48" #12 mm





3



2.
FLOOR | PAVIMENTO
Made 2.0 Mud Levigato
120x120 cm·48"×48" #12 mm

OUTDOOR FLOOR | PAVIMENTO
ESTERNO

Made 2.0 Mud Boccardato R11
120x120 cm·48"×48" #12 mm



1. / 2.

WALL | RIVESTIMENTO

Concrete Signs Buds Grey 120x250 48"x100" #6 mm

Concrete Grey 120x250 48"x100" #6 mm

FLOOR | PAVIMENTO

Concrete Grey 60x120 24"x48" #4.8 mm

INFINITY EDGE POOL | BORDO A SFIORO

Concrete Grey Gigacer Service

SHOWER TRAY | PIATTO DOCCIA

Concrete Grey Gigacer Service





3.

WALL | RIVESTIMENTO

Concrete Signs Cubes Graphite 120x250 48"x100" #6 mm

Concrete Graphite 120x250 48"x100" #6 mm

FLOOR | PAVIMENTO

Concrete Graphite Small Hexagon 18x16 7"x6" #4.8 mm

Concrete White Small Hexagon 18x16 7"x6" #4.8 mm

KITCHEN TOP | TOP CUCINA

Concrete White Through body / Tutta massa #12 mm Gigacer Service



1.
WALL | RIVESTIMENTO
Concrete Signs Leaves Mud 120x250 48"x100" #6 mm
FLOOR | PAVIMENTO
Concrete Mud Soft 120x120 48"x48" #12 mm




2



3

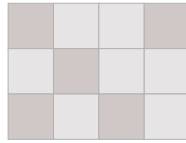
- 2.**
 WALL | RIVESTIMENTO
Concrete Signs Essential Smoke 60x120 24"x48" #4.8 mm
 PILLAR | COLONNA
Concrete Signs Essential Smoke Gigacere Service
 OUTDOOR | ESTERNO
Made 2.0 Smoke Bocciardato 60x120 24"x48" #12 mm
- 3.**
 WALL | RIVESTIMENTO
Concrete Signs Essential Mud 120x250 48"x100" #6 mm

SHADE VARIATION INDEX INDICE DI STONALIZZAZIONE




V1 / LOW

Monochromatic product
Prodotto monocromatico




V2 / MODERATE

Product with light
chromatic variation
Prodotto con leggera
variazione cromatica



V3 / HIGH

Product with high
chromatic variation
Prodotto con marcata
variazione cromatica




V4 / VERY HIGH

Product with very high
chromatic variation
Prodotto con forte
variazione cromatica

SURFACES SUPERFICIE	SHADE VARIATION STONALIZZAZIONE
CONCRETE / MADE 2.0	V1
CONCRETE Blend	V2
CONCRETE / MADE 2.0 Blend	V4
CONCRETE Playone / Mosaics	V2

TECHNICAL NOTES NOTE TECNICHE

COEFFICIENT OF FRICTION / COEFFICIENTE DI ATTRITO PORCELAIN SLABS / LASTRE DI GRES PORCELLANATO ISO 13006 - G - Bla UGL (E ≤ 0,5%) UNI EN 14411 - G -										
		SURFACES SUPERFICI	THICKNESS SPESSORE	DIN EN 16165 Annex A	DIN EN 16165 Annex B	BCR	BRITISH PENDULUM BS7976	UNE 41901:2017 (slider #55)	R9729 UPI/EMPA	DCOF (ANSI A 137.1:2019)
 <p>COEFFICIENT OF FRICTION COEFFICIENTE D'ATTRITO</p>	CONCRETE MAT CONCRETE SIGNS MAT		#4.8mm	A + B*	R10	> 0,40	-	Clase 1	GS1	-
			#6mm	A + B*	R10	> 0,40	-	Clase 1	GS1	-
	CONCRETE MAT	#12mm #24mm	A + B	R10	> 0,40	> 36 WET except for Ice colour	Clase 1	GS2/GB1	> 0,42 wet	
	CONCRETE SOFT	#12mm	-	R9	-	-	Clase 1	GS1	-	
	MADE 2.0 MAT	#12mm #24mm	-	R10	> 0,40	> 36 WET except for Ice colour	Clase 2 except for Ice colour	GS2/GB1	> 0,42 wet	
	MADE 2.0 BOCCIARDATO	#12mm #24mm	A + B + C	R11	> 0,40	> 36 WET	Clase 3	GS3/GB2	> 0,42 wet	

*Average value, it depends on the chosen colour. / Valore medio, dipende dal colore scelto.

The values of slip resistance and of static and dynamic friction coefficient shown in the catalogue, and in the web site are merely indicative and non-binding. Any possible specific requirement must be confirmed by us at the order and anyway always before the installation. / I valori di resistenza allo scivolamento, coefficiente di attrito statico e dinamico, riportati sul catalogo e sul sito, sono da ritenersi puramente indicativi e non vincolanti. Ogni eventuale specifica necessità dovrà essere da noi confermata al momento dell'ordine e comunque sempre prima della posa.















Does not damage with chemical detergents anticovid. / Non si danneggia con i detersivi chimici anticovid.

Real colours and decorations might slightly differ from those depicted in this catalogue. / Quanto contenuto nel catalogo è puramente indicativo riguardo a colori e decorazioni.

TECHNICAL SPECIFICATION

CARATTERISTICHE TECNICHE

PORCELAIN SLABS / LASTRE DI GRES PORCELLANATO
ISO 13006 - G - Blα UGL (E ≤ 0,5%) UNI EN 14411 - G -

	TECHNICAL SPECIFICATIONS CARATTERISTICHE TECNICHE	NORMA ISO STANDARD	THICKNESS SPESSORE	INTERNATIONAL STANDARDS VALORI PRESCRITTI DALLE NORME	AVERAGE GIGACER VALUE VALORE MEDIO GIGACER
	DIMENSIONAL CHARACTERISTICS CARATTERISTICHE DIMENSIONALI			S > 410	
	SIDES LATI	ISO 10545-2		± 0,6%	± 0,2%
	THICKNESS SPESSORE			± 5%	± 3%
	STRAIGHTNESS OF EDGES RETTILINEITÀ DEGLI SPIGOLI			± 0,5%	± 0,2%
	RECTANGULARITY ORTOGONALITÀ			± 0,6%	± 0,2%
	SURFACE FLATNESS PLANARITÀ			± 0,5%	± 0,2%
	WATER ABSORPTION ASSORBIMENTO D'ACQUA	ISO 10545-3		≤ 0,5%	≤ 0,1%
	BENDING STRENGTH RESISTENZA ALLA FLESSIONE	ISO 10545-4	≠ 4.8 mm	≥ 35N/mm ²	≥ 40 N/mm ²
			≠ 6 mm	≥ 35N/mm ²	≥ 40 N/mm ²
			≠ 12 mm	≥ 35N/mm ²	≥ 40 N/mm ²
			≠ 24 mm	≥ 35 N/mm ²	≥ 52 N/mm ^{2**}
	BREAKING STRENGTH SFORZO DI ROTTURA	ISO 10545-4	≠ 4.8 mm	S ≥ 700N (sp. < 7,5mm)	> 700 N
			≠ 6 mm	S ≥ 700N (sp. < 7,5mm)	> 700 N
			≠ 12 mm	S ≥ 1.300N (sp. ≥ 7,5mm)	≥ 4000 N
			≠ 24 mm	S ≥ 1.300N (sp. ≥ 7,5mm)	≥ 20000 N**
	RESISTANCE TO DEEP ABRASION RESISTENZA ALL'ABRASIONE PROFONDA	ISO 10545-6		≤ 175mm ³	≤ 145 mm ³
	COEFFICIENT OF LINEAR THERMAL EXPANSION COEFFICIENTE DI DILATAZIONE TERMICA LINEARE	ISO 10545-8		≤ 9x10 6°c 1	≤ 7x10 6°c 1
	RESISTANCE TO THERMAL SHOCKS RESISTENZA AGLI SBALZI TERMICI			AVAILABLE METHOD METODO DISPONIBILE	RESISTANT RESISTE
	FROST RESISTANCE RESISTENZA AL GELO	ISO 10545-12		AVAILABLE METHOD METODO DISPONIBILE	RESISTANT RESISTE
	RESISTANCE TO CHEMICAL ATTACKS RESISTENZA ALL'ATTACCO CHIMICO	ISO 10545-13		min. UB	RESISTANT RESISTE
	STAIN RESISTANCE RESISTENZA ALLE MACCHIE	ISO 10545-14		AVAILABLE METHOD METODO DISPONIBILE	RESISTANT RESISTE

PACKAGING

IMBALLI

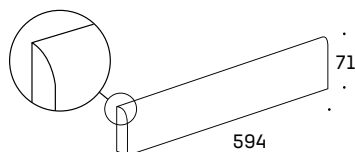
Size (cm) Formato	Pallet (cm)	PCS/BX Pezzi x collo	SQM/BX M ² x collo	KG/BX Kg x collo	BX/PLT Colli x pallet	SQM/PLT M ² x pallet	KG/PLT Kg x pallet
24 mm							
120x120	120x120	1	1,44	82,00	12	17,28	1010
60x120	120x120	1	0,72	41,00	24	17,28	1010
60x60	120x120	1	0,36	20,50	48	17,28	1010
12 mm							
120x250 Rectified	272x133x42h	1	3,00	84,00	12	36,00	1108
120x120	120x120	1	1,44	40,30	36	51,84	1482
60x120	120x120	2	1,44	40,30	36	51,84	1482
60x60	120x120	3	1,08	30,20	48	51,84	1482
30x60	120x120	4	0,72	20,20	72	51,84	1482
15x15	120x120	32	0,72	20,20	64	46,08	1325
Blend 5-10-15x60	-	12	0,72	20,20	48	34,56	999
Mix Mosaic 3x3	80x120 euro	8	-	20,20	-	-	-
Skirting Battiscopa 60x7,1	-	10	-	16,00	-	-	-
Costa retta step Gradino costa retta 60x33x4	-	4	-	26,00	-	-	-
Costa retta step Gradino costa retta 120x33x4	-	2	-	26,00	-	-	-
12 mm Through body / Tutta massa							
120x250 Unrectified	272x133x42h	1	3,00	84,00	12	36,00	1108
120x250 Rectified	272x133x42h	1	3,00	84,00	12	36,00	1108
6 mm							
120x250	272x133x42h	1	3,00	42,60	22	66,00	1038
120x120	124x137	2	2,88	41,00	20	57,60	860
60x120	124x137	4	2,88	40,80	24	69,12	1021
60x60	124x137	4	1,44	20,50	40	57,60	860
30x60	124x137	8	1,44	20,50	48	69,12	1014
Mosaic 30x30 (1,5x1,5)	-	10	-	10,00	-	-	-
Stripes Mosaic 30x60	-	6	-	14,00	-	-	-
Stripes Mosaic 15x120	-	4	-	9,00	-	-	-
Action Mosaic 30x30 (4,4x5,2)	-	10	-	13,00	-	-	-
Small	-	44	0,36	4,60	-	-	-
Brick	-	22	0,36	4,60	-	-	-
Plate	-	22	0,60	7,70	-	-	-
Diamond	-	9	0,24	3,25	-	-	-
Small Pentagon	-	24	0,96	13,50	-	-	-
Small Hexagon	-	11	0,23	3,00	-	-	-
Large Hexagon	-	14	1,18	15,00	-	-	-
Skirting Battiscopa 120x7,1	-	8	-	8,00	-	-	-
Costa retta step Gradino costa retta 60x33x4	-	4	-	26,00	-	-	-
Costa retta step Gradino costa retta 120x33x4	-	2	-	26,00	-	-	-

Size (cm) Formato	Pallet (cm)	PCS/BX Pezzi x collo	SQM/BX M ² x collo	KG/BX Kg x collo	BX/PLT Colli x pallet	SQM/PLT M ² x pallet	KG/PLT Kg x pallet
4.8 mm							
120x120	124x137	2	2,88	34,60	23	66,24	835
60x120	124x137	4	2,88	34,60	24	69,12	870
60x60	124x137	5	1,80	21,60	40	72,00	904
30x60	124x137	10	1,80	21,60	48	86,40	1067
15x15	80x120 euro	22	0,50	5,90	112	55,44	690
Blend 5-10-15x60	-	24	1,44	17,30	48	69,12	860
Mosaic 30x30 (1,5x1,5)	-	10	-	10,00	-	-	-
Stripes Mosaic 30x60	-	6	-	11,00	-	-	-
Stripes Mosaic 15x120	-	4	-	7,00	-	-	-
Action Mosaic 30x30 (4,4x5,2)	-	10	-	9,00	-	-	-
Small	-	44	0,36	4,60	-	-	-
Brick	-	22	0,36	4,60	-	-	-
Plate	-	22	0,60	7,70	-	-	-
Diamond	-	9	0,24	3,25	-	-	-
Small Pentagon	-	24	0,96	13,50	-	-	-
Small Hexagon	-	11	0,23	3,00	-	-	-
Large Hexagon	-	14	1,18	15,00	-	-	-
Skirting Battiscopa 120x7,1	-	8	-	11,00	-	-	-

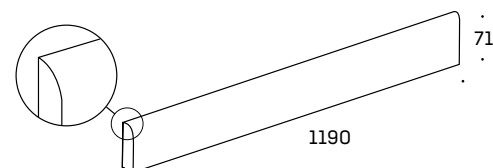
SPECIAL TRIMS PEZZI SPECIALI

SKIRTING BATTISCOPIA

Battiscopa 60
#12mm



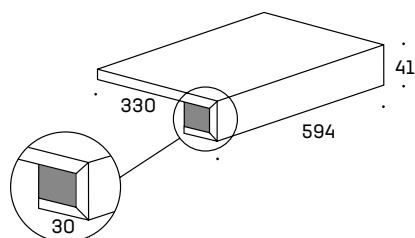
Battiscopa 120
#4.8mm / #6mm



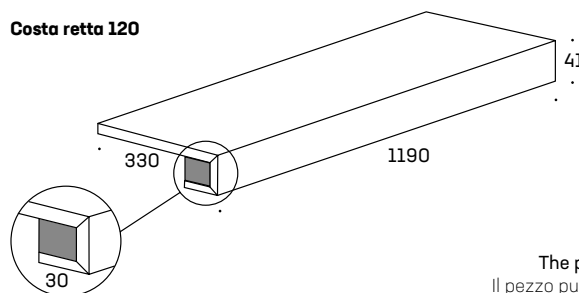
(1)
Tutte le misure sono in millimetri
All sizes are in millimetres

COSTA RETTA STEPTREADS GRADONI COSTA RETTA

Costa retta 60



Costa retta 120



The piece can be made without nose, only at 90°
Il pezzo può essere realizzato anche a vela senza rientranza

For inquiries concerning different thicknesses and sizes from the ones indicated, please contact Gigacer Service / Per dimensioni o spessori diversi da quelli rappresentati contattare Gigacer Service



GIGACER S.P.A.
via Caltagirone, n.72 / 48018 Faenza (RA) ITALY
Tel. +39 0546 637 111 / Fax +39 0546 637 127
info@gigacer.it

gigacer.it