

WOOD
side

WOOD side

GRES PORCELLANATO SMALTATO RETTIFICATO
RECTIFIED GLAZED PORCELAIN TILE

Le separazioni nette fra gli spazi si assottigliano, si collegano gli ambienti, l'esterno si fonde con l'interno e viceversa **WOOD SIDE** veste lo spazio senza confini dall'outdoor all'indoor con le naturali irregolarità del legno abbinato alle alte prestazioni del gres porcellanato per un prodotto resistente, versatile, innovativo e dal fascino indiscusso.

The divisions between the spaces wear thin. The outside merges with the inside and vice versa. **WOOD SIDE** fits the spaces beyond the boundaries from the outdoor to the indoor, presenting the features of natural wood and the technical characteristics of porcelain stoneware, which creates a resistant, versatile, innovative and fascinating product.



WOOD side

GRES PORCELLANATO SMALTATO RETTIFICATO
RECTIFIED GLAZED PORCELAIN TILE

10 mm

80x180

26,5x180

60x120

20x120

15x90

20 mm

120x240

30x240

80x180

26,5x180

20x120

40x120 doga

60x60 doga

OAK

NUT

MAPLE

KAURI

Quattro essenze per interpretare ciò che natura crea.

Un ampia gamma di formati per proporre la continuità del parquet sia fuori che dentro casa.

Four colours to represents what nature creates. A wide range of sizes to reproduce the continuity of wood planks suitable for indoor and outdoor.



WOOD side

THE GREEN SIDE OF THE **WOOD**

OAK

floor OAK grip R11 20x120
wall OAK CHALET 29x120



floor
OAK 26,5x180 - 20x120



floor
OAK 26,5x180 - 20x120







steps
OAK
disegno tecnico a pag.54



WOOD side

THE GREEN SIDE OF THE **WOOD**

NUT



floor
BLAUTECH GRIJS NAT. 80x80
wall
NUT 26,5x180
banco bar
NUT
(realizzato come pezzo speciale)



floor
NUT 20x120
wall
NUT 20x120
NUT STRIP 1,5x60 - 10x60







floor

NUT 26,5x180 - 20x120

outdoor

NUT grip R11 25x120

wall

TALCO 30x120 - 60x120

NUT STICKS 2,8x30 - 30x30

NUT STRIP 1,5x60 - 10x60



WOOD side

THE GREEN SIDE OF THE **WOOD**

MAPLE

floor
ROCKS ALTA 60x60

wall
ROCKS ALTA 30x60
MAPLE LISTELLATO 25x120

top lavabo
MAPLE
(realizzato come pezzo speciale)





floor
ROCKS ALTA 60x60
wall
MAPLE LISTELLATO 25x120

floor
MAPLE DOGA 60x60





floor
MAPLE grip R11 20x120



WOOD side

THE GREEN SIDE OF THE **WOOD**

KAURI



floor
KAURI 26,5x180 - 20x120 - 15x90



floor

KAURI 20x120 - 15x90
ROCKS ALTA 30x60 - 60x60

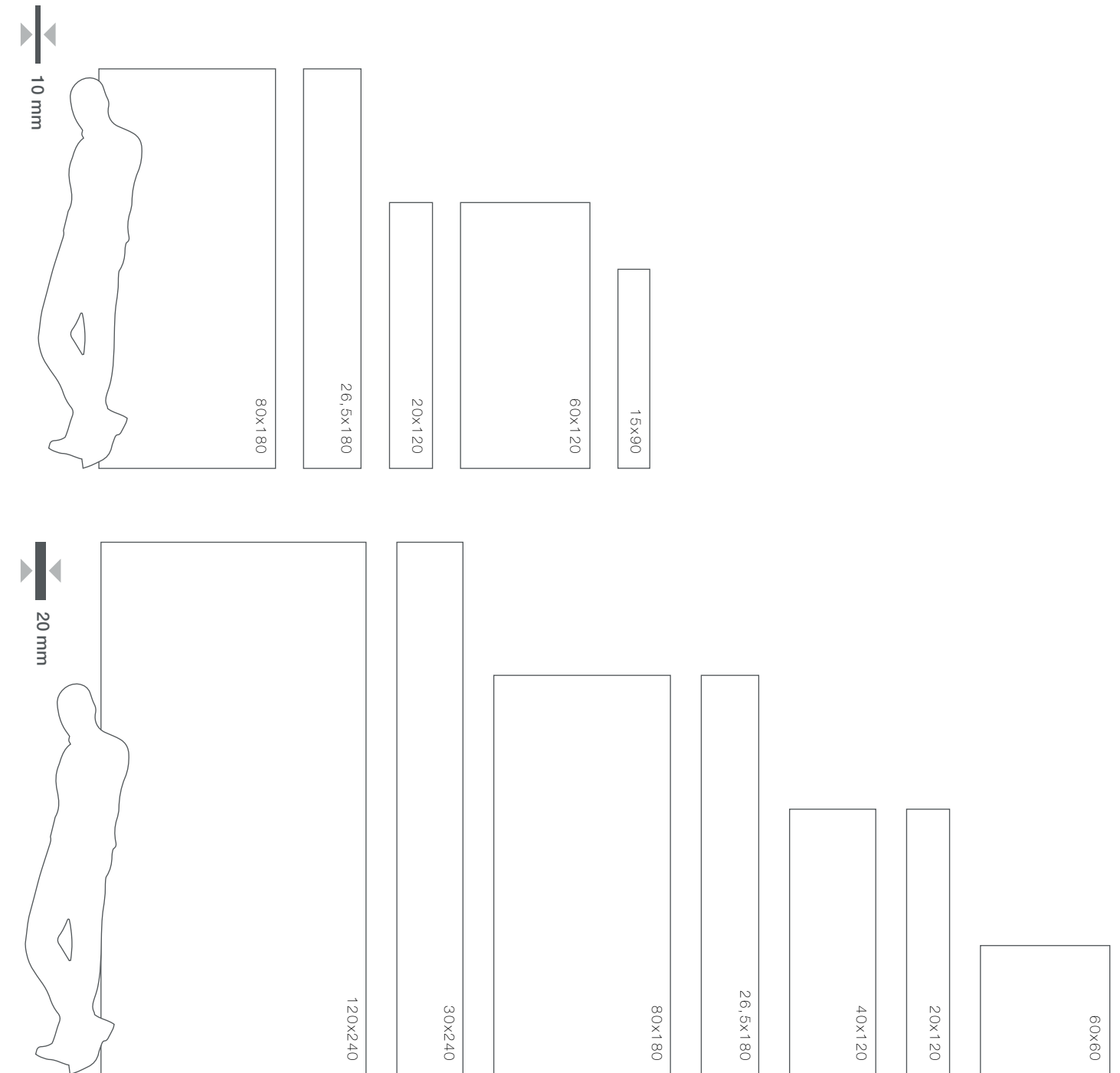
wall

KAURI CHALET 29x120



WOOD side

GRES PORCELLANATO SMALTATO RETTIFICATO
RECTIFIED GLAZED PORCELAIN TILE



OAK








V3
moderata variazione
moderate variation

OAK 26,5x180









20 mm **SKE2.0**






PEZZI SPECIALI / SPECIAL PIECES
Vasta gamma di pezzi speciali disponibili su richiesta.
Big range of special pieces available on demand.

						
120x240 OAK 2.0 A6695 rett.	30x240 OAK 2.0 6691 rett.	80x180 OAK 2.0 8046 rett.	26,5x180 OAK 2.0 8054 rett.	20x120 OAK 2.0 6681 rett.	40x120 OAK DOGA 2.0 6651 rett.	60x60 OAK DOGA 2.0 6546 rett.

10 mm

PEZZI SPECIALI / SPECIAL PIECES

					
80x180 OAK 6501 rett.	26,5x180 OAK 6506 rett.	20x120 OAK 6511 rett. 6591 grip rett. R11	60x120 OAK 6576 rett. 6601 grip rett. R11	15x90 OAK 6516 rett.	7,5x60 BATT. OAK 6571

				
30x30 tessere 3x3 MOS. OAK 6551	30x30 tessere 2,8x30 MOS. STICKS OAK 6606	30x30 tessere 1,5x10 MOS. WOOD LIGHT 6616	30x30 tessere 1,5x10 MOS. WOOD MEDIUM 6617	10x60 strisce 1,5x60 MOS. STRIP OAK 6611



29x120 OAK CHALET
6556



25x120 OAK LISTELLATO
6561




NUT

V3
moderata variazione
moderate variation

NUT 26,5x180



20 mm **SKE2.0**



120x240 NUT 2.0
A6697 rett.



30x240 NUT 2.0
6693 rett.



80x180 NUT 2.0
8047 rett.



26,5x180 NUT 2.0
8055 rett.



20x120 NUT 2.0
6683 rett.



40x120 NUT DOGA 2.0
6653 rett.



60x60 NUT DOGA 2.0
6548 rett.

PEZZI SPECIALI / SPECIAL PIECES

Vasta gamma di pezzi speciali disponibili su richiesta.
Big range of special pieces available on demand.

10 mm




80x180 NUT
6503 rett.



26,5x180 NUT
6508 rett.



20x120 NUT
6513 rett.
6593 grip rett. R11



60x120 NUT
6578 rett.
6603 grip rett. R11




15x90 NUT
6518 rett.



7,5x60 BATT. NUT
6573

PEZZI SPECIALI / SPECIAL PIECES



30x30 tessere 3x3
MOS. NUT
6553



30x30 tessere 2,8x30
MOS. STICKS NUT
6608



30x30 tessere 1,5x10
MOS. WOOD DARK
6615




30x30 tessere 1,5x10
MOS. WOOD MEDIUM
6617



10x60 strisce 1,5x60
MOS. STRIP NUT
6613



29x120 NUT CHALET
6558



25x120 NUT LISTELLATO
6563



MAPLE 26,5x180



20 mm **SKE2.0**



120x240 MAPLE 2.0
A6694 rett.



30x240 MAPLE 2.0
6690 rett.



20x120 MAPLE 2.0
6680 rett.



40x120 MAPLE DOGA 2.0
6650 rett.



60x60 MAPLE DOGA 2.0
6545 rett.

PEZZI SPECIALI / SPECIAL PIECES

Vasta gamma di pezzi speciali disponibili su richiesta.
Big range of special pieces available on demand.

10 mm



80x180 MAPLE
6500 rett.



26,5x180 MAPLE
6505 rett.



20x120 MAPLE
6510 rett.
6590 grip rett. R11



60x120 MAPLE
6575 rett.
6600 grip rett. R11



15x90 MAPLE
6515 rett.



7,5x60 BATT. MAPLE
6570

PEZZI SPECIALI / SPECIAL PIECES



30x30 tessere 3x3
MOS. MAPLE
6550



30x30 tessere 2,8x30
MOS. STICKS MAPLE
6605



30x30 tessere 1,5x10
MOS. WOOD LIGHT
6616



10x60 strisce 1,5x60
MOS. STRIP MAPLE
6610



29x120 MAPLE CHALET
6555



25x120 MAPLE LISTELLATO
6560



KAURI 26,5x180



20 mm SKE2.0



20x120 KAURI 2.0
6682 rett.



40x120 KAURI DOGA 2.0
6652 rett.



60x60 KAURI DOGA 2.0
6547 rett.

10 mm



80x180 KAURI
6502 rett.



26,5x180 KAURI
6507 rett.



20x120 KAURI
6512 rett.
6592 grip rett. R11



60x120 KAURI
6577 rett.
6602 grip rett. R11



15x90 KAURI
6517 rett.




7,5x60 BATT. KAURI
6572

PEZZI SPECIALI / SPECIAL PIECES

Vasta gamma di pezzi speciali disponibili su richiesta.
Big range of special pieces available on demand.

PEZZI SPECIALI / SPECIAL PIECES



30x30 tessere 3x3
MOS. KAURI
6552



30x30 tessere 2,8x30
MOS. STICKS KAURI
6607



30x30 tessere 1,5x10
MOS. WOOD DARK
6615



10x60 strisce 1,5x60
MOS. STRIP KAURI
6612



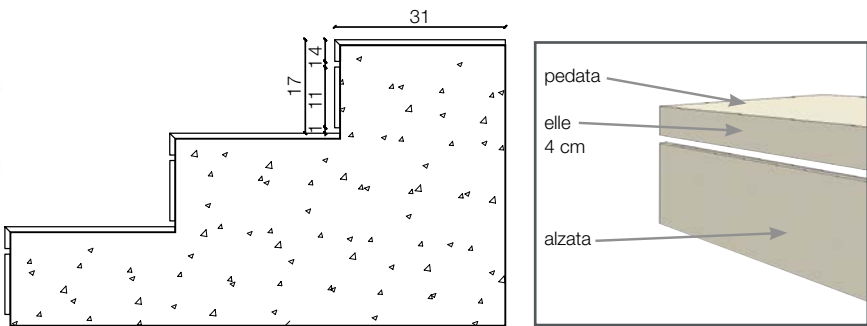
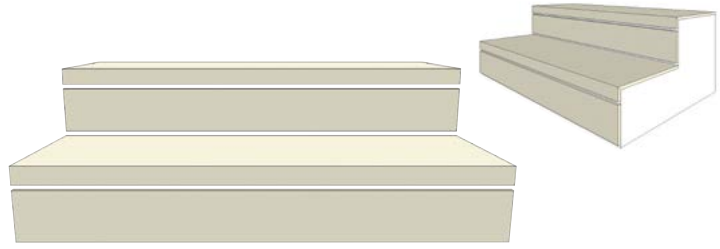
29x120 KAURI CHALET
6557



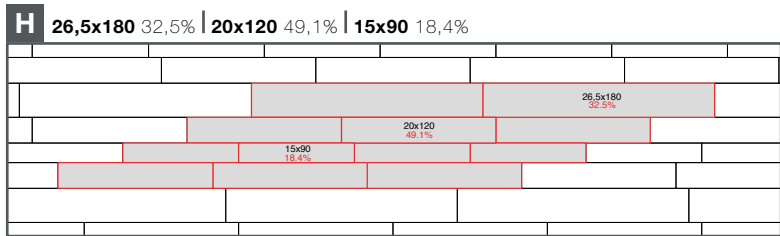
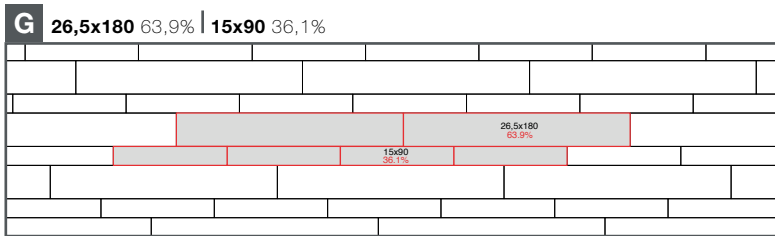
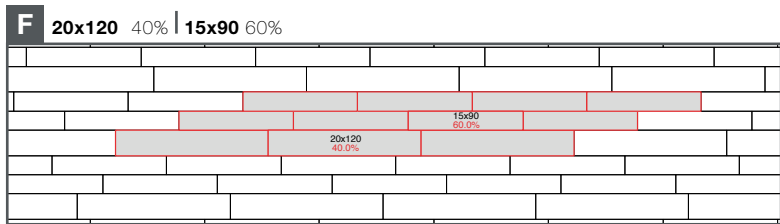
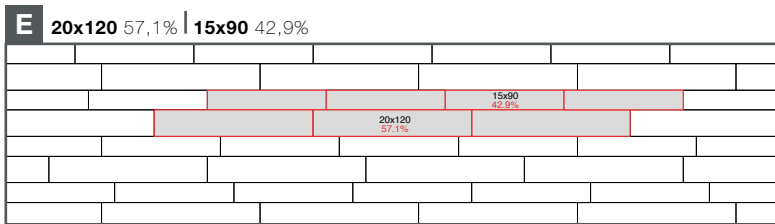
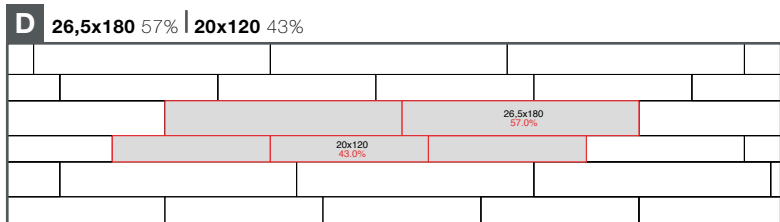
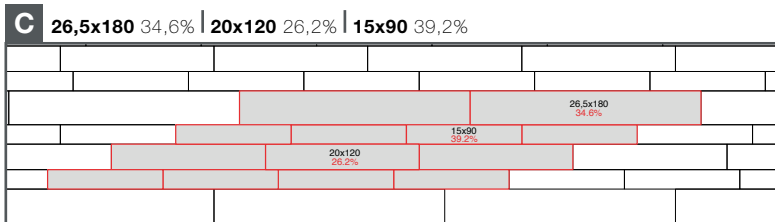
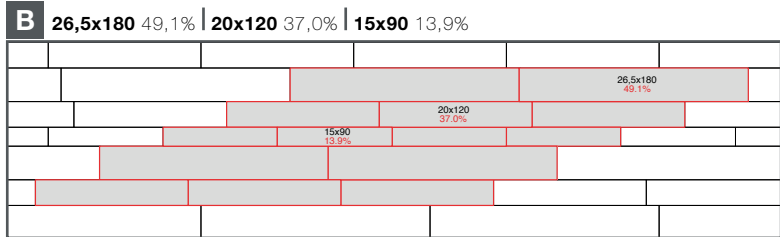
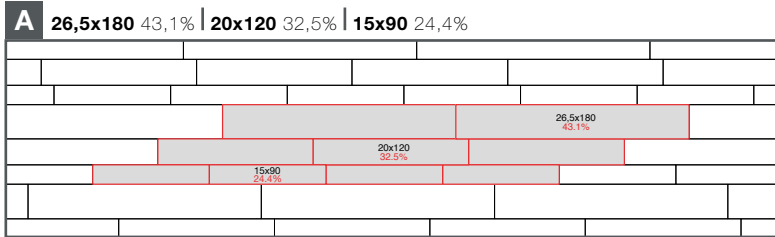
25x120 KAURI LISTELLATO
6562



scale_STEPS_ESCALIERS_TREPPEN



schemi di posa_INSTALLATION PATTERNS_SCHEMAS DE POSE_VERLEGESCHEMEN



WOODSIDE	Thickness	Pezzi per scatola	M² per scatola	Kg per scatola	Scatole per pallet	M² per pallet	KG per pallet
80x180	10	2	2,88	67,00	20	57,60	1.360
26,5x180	10	3	1,44	32,80	42	60,48	1.397,6
60x120	10	2	1,44	33,00	30	43,20	1.010
20x120	10	6	1,44	31,00	24	34,56	764
15x90	10	6	0,81	20,50	72	58,32	1.496
29x120 chalet	10	2	0,70	16,00	20	14,00	340
25x120 listellato	10	2	0,60	14,00	20	12,00	300
30x30 - mosaico 3x3	10	10	0,90	18,00	30	27,00	560
30x30 - sticks 2,8x30	10	10	0,90	18,00	30	27,00	560
30x30 - mosaico mix 1,5x10	10	5	0,45	7,50	-	-	-
10x60 - strip 1,5x60	10	5	0,30	7,00	-	-	-
120x240	20	1	2,88	136,00	6	17,28	836
30x240	20	1	0,72	33,00	20	14,40	680
80x180	20	1	1,44	67,00	20	28,80	1.360
26,5x180	20	2	0,96	44	30	28,80	1.340
20x120	20	3	0,72	31,50	24	17,28	776
60x60	20	2	0,72	33,00	30	21,60	1.010
40x120	20	2	0,96	44,20	24	23,04	1.080,8

CARATTERISTICHE E PROPRIETÀ CHARACTERISTICS OR PROPERTIES CARACTERISTIQUES OU PROPRIETES EIGENSCHAFTEN UND GÜTEMERKMALE	NORME STANDARDS NORMES NORMEN	SECONDO LE NORME COMPLIANCE WITH STANDARDS CONFORME AUX NORMES ENTSPRECHEND DEN NORMEN UNI EN 14411 G			
QUALITÀ DELLA SUPERFICIE - SURFACE QUALITY - QUALITE DE LA SURFACE - OBERFLAECHEQUALITAET	ISO 10545-2	IL 95% MIN DELLE PISTRELLE DEVE ESSERE ESENTE DA DIFETTI VISIBILI / AT LEAST 95% OF THE TILES MUST BE FREE FROM VISIBLE FLAWS / 95% MIN DES CARREUX NE DOIVENT PRESENTER AUCUN DÉFAUT VISIBLE / MINDESTENS 95% DER FLIESEN MÜSSEN FREI VON SICHTBAREN	CONFORME ALLE NORME - COMPLIES WITH STANDARD - CONFORME AUX NORMES - NORMGERECHT		
		N ≥ 15cm %	N ≥ 15cm mm	RISULTATI TEST TEST RESULTS RESULTSTES DES ESSAIS PRÜFERGEBNIS	CONFORME ALLE NORME COMPLIES WITH STANDARD CONFORME AUX NORMES - NORMGERECHT
DEVIAZIONE MASSIMA DI RETTILINEITÀ IN % - MAXIMUM STRAIGHTNESS DEVIATION IN % - MARGE DE TOLERANCE DE RECTITUDE EN % - ZULÄSSIGE HOECHSTABWEICHUNG DER KANTENGERADHEIT IN PROZENTEN		± 0,3 %	± 0,8 mm	± 0,10%	CONFORME ALLE NORME COMPLIES WITH STANDARD CONFORME AUX NORMES - NORMGERECHT
DEVIAZIONE AMMISSIBILE IN %, DELLO SPESSORE MEDIO DI OGNI PIASTRELLA DALLA DIMENSIONE DI FABBRICAZIONE - ADMITTED DEVIATION, IN %, OF THE AVERAGE THICKNESS OF EACH TILE FROM THE PRODUCTION DIMENSIONS - MARGE DE TOLÉRANCE, EN POURCENTAGE, ENTRE L'ÉPAISSEUR MOYENNE DE CHAQUE CARREAU ET LA DIMENSION DE FABRICATION - ZULÄSSIGE ABWEICHUNG DER DURCHSCHNITTSDICKE JEDER FLIESE VOM HERSTELLMASS IN PROZENTEN		± 5 %	± 0,5 mm	± 5%	CONFORME ALLE NORME COMPLIES WITH STANDARD CONFORME AUX NORMES NORMGERECHT
DEVIAZIONE MASSIMA DI ORTOGONALITÀ IN % - MAXIMUM RIGHT-ANGLE DEVIATION IN % MARGE DE TOLERANCE D'ANGULARITE IN % - HOECHSTABWEICHUNG DER RECHTWINKLIGKEIT IN PROZENTEN		± 0,3 %	± 1,5 mm	± 0,20%	CONFORME ALLE NORME COMPLIES WITH STANDARD CONFORME AUX NORMES - NORMGERECHT
PLANARITÀ - FLATNESS - PLANEITE - EBENFLAECHEIGKEIT		± 0,4 %	± 1,8 mm	± 0,35%	CONFORME ALLE NORME COMPLIES WITH STANDARD CONFORME AUX NORMES - NORMGERECHT
LUNGHEZZA E LARGHEZZA - LENGTH AND WIDTH LONGUEUR ET LARGEUR - LÄNGE UND BREITE		± 0,3 %	± 1,0 mm	± 0,15%	CONFORME ALLE NORME COMPLIES WITH STANDARD CONFORME AUX NORMES - NORMGERECHT
ASSORBIMENTO D'ACQUA - WATER ABSORPTION ABSORPTION D'EAU - WASSERAUFNAHME	ISO 10545-3	≤ 0,5 %			E <= 0,04 %
RESISTENZA ALLA FLESSIONE - BENDING STRENGTH RESISTANCE A LA FLEXION - BIEGEZUGFESTIGKEIT	ISO 10545-4	R ≥ 35 N/mm²			53 N/mm²
RESISTENZA ALL'URTO - IMPACT RESISTANCE RESISTANCE AUX CHOCES - SCHLAGFESTIGKEIT	ISO 10545-5	VALORE DICHIARATO - DECLARED VALUE - VALEUR DECLAREE - ANGEBEBENER WERT			0,88
RESISTENZA ALL'ABRASIONE PROFONDA - RESISTANCE TO DEEP ABRASION RESISTANCE A L'ABRASION PROFONDE - WIDERSTANDSFÄHIGKEIT GEGEN TIEFENABRIEB	ISO 10545-6	≤175 mm³			<128 mm³
COEFF. DI DILATAZIONE TERMICA LINEARE - COEFFICIENT OF LINEAR THERMAL-EXPANSION - COEFF. D'EXTENSION THERMIQUE LINEAIRE - LINEAR WÄRMEAUSSDEHNUNGS-KOEFFIZIENT	ISO 10545-8	-			α=7x10 ⁻⁶ /°C ⁻¹
RESISTENZA AGLI SBALZI TERMICI - THERMAL SHOCK RESISTANCE RESISTANCE AUX ECARTS THERMIQUES - TEMPERATURWECHSELBESTÄNDIGKEIT	ISO 10545-9	TEST SUPERATO SECONDO EN ISO 10545-1 - PASS ACCORDING EN ISO 10545-1 - TEST OBTENUS SELON EN ISO 10545-1 - TEST LAUT EN ISO 10545-1 BESTANDEN			NESSUN DANNO - NO DAMAGE - AUCUN DOMMAGE - KEIN SCHADEN
RESISTENZA AL GELO - FROST RESISTANCE RESISTANCE AU GEL - FROSTBESTÄNDIGKEIT	ISO 10545-12	TEST SUPERATO SECONDO EN ISO 10545-1 - PASS ACCORDING EN ISO 10545-1 - TEST OBTENUS SELON EN ISO 10545-1 - TEST LAUT EN ISO 10545-1 BESTANDEN			NESSUN DANNO - NO DAMAGE - AUCUN DOMMAGE - KEIN SCHADEN
RESISTENZA AGLI AGENTI CHIMICI - CHEMICAL RESISTANCE RESISTANCE A L'ATTAQUE CHIMIQUE - BÄSTÄNDIGKEIT GEGEN CHEMIKALIEN	ISO 10545-13	UB MIN.			UA ULA UHA
RESISTENZA ALLE MACCHIE - RESISTANCE TO STAIN RESISTANCE AUX TACHES - FLECKENFESTIGKEIT	ISO 10545-14	VALORE DICHIARATO - DECLARED VALUE - VALEUR DECLAREE - ANGEBEBENER WERT			Classe 5
RESISTENZA AL FUOCO - FIRE RESISTANCE RESISTANCE AU FEU - FEUERWIDERSTAND	EN 13501 - 1	VALORE DICHIARATO - DECLARED VALUE - VALEUR DECLAREE - ANGEBEBENER WERT			CLASSE A1 - A1 FL
RESISTENZA ALLO SCIVOLAMENTO - SLIP RESISTANCE RESISTANCE AU GLISSEMENT - BESTIMMUNG DER RUST-CHEMMENDE EIGENSHAFT			NAT	GRIP	SKE2.0
	B.C.R. C.A. B.C.R. G.B D. M. 236 DEL 4.6 1989	> 0,40	CONF	CONF	CONF
	ASTM C 1028/07 BOT 3000	Dry SCOF > 0,60	CONF	CONF	CONF
	ASTM C 1028/07 BOT 3000	Wet SCOF > 0,60	CONF	CONF	CONF
	ANSI A137.1 BOT 3000	Wet DCOF > 0,42	CONF	CONF	CONF
	DIN 51130	-	R10	R11	R11
	DIN 51097	-	A	A+B+C	A+B+C
	ENV 12633	≥ CL 1	CONF	CONF	CONF
	UNI EN 13036 - 4 2011	≥ 36	CONF	CONF	CONF
STABILITÀ DEI COLORI ALLA LUCE E AI RAGGI U.V. COLOUR STABILITY ON EXPOSURE TO LIGHT AND UV RAYS STABILITE DES COULEURS A LA LUMIERE ET AUX RAYONS U.V. FARBECHEITHEIT UNTER LICHTEINLUSS UND UV-STRAHLUNG	DIN 51094	VALORE DICHIARATO - DECLARED VALUE - VALEUR DECLAREE - ANGEBEBENER WERT			CONFORME ALLE NORME, NO VARIAZIONI COMPLIES WITH STANDARD, NO VARIATION CONFORME AUX NORMES, PAS DE CHANGEMENTS NORMGERECHT, KEINE ÄNDERUNG
SKE2.0					
CARICO STATICO - STATIC LOAD CHARGE STATIQUE - STATISCHER BELASTUNG	EN 12825	VALORE DICHIARATO - DECLARED VALUE - VALEUR DECLAREE - ANGEBEBENER WERT			CENTRO - CENTRE 9,6 KN CENTRO LATO CENTRE POINT OF SIDES 6,5 KN DIAGONALE - DIAGONAL 8,19 KN (CLASSE 3)
CARICO DINAMICO, PROVA DI URTO DI CORPI DURI - DYMANIC LAOD CAPACITY, HAND OBJECT IMPACT TEST C. STATIQUE, ESSAI DE CHOC DE CORPS DURS - STATISCHER BELASTUNG, AUSWIRKUNGEN TEST DER HARTEN KÖRPER	EN 12825	VALORE DICHIARATO - DECLARED VALUE - VALEUR DECLAREE - ANGEBEBENER WERT			TEST NON SUPERATO - TEST NOT PASSED TEST A ECHOUÉ - TEST FEHLGESCHLAGEN
CARICO DINAMICO, PROVA DI URTO DI CORPI MORBIDI - DYMANIC LAOD CAPACITY, SOFT OBJECT IMPACT TEST C. STATIQUE, ESSAIS D'IMPACT DE CORPS MOUS - STATISCHER BELASTUNG, AUSWIRKUNGEN PRÜFUNG VON WEICHEN KÖRPERN	EN 12825	VALORE DICHIARATO - DECLARED VALUE - VALEUR DECLAREE - ANGEBEBENER WERT			TEST SUPERATO - TEST PASSED TEST REUSSI - TEST BESTANDEN
RESISTENZA ALLA FLESSIONE, CARICO DI ROTTURA IN N - BENDIND STRENGTH, BREAKING FORCE IN N RÉSISTANCE À LA LFXION, CHARGE DE ROPTURE IN N - BIEGEFESTIGKEIT, BRUCHLAST EN N	EN 1339	Kn 14,38			CLASSE U14
CARICO DI ROTTURA IN MPA - BREAKING FORCE IN MPA - CHARGE DE ROPTURE IN MPA - BRUCHLAST EN MPA		-			MPA 46,5



Kronos 2 ceramiche S.p.A.

Sede legale: Strada delle Fornaci, 20 41126 Modena Italy
Sede amministrativa: Via Giardini, 62 41042 Fiorano Modenese (Mo) Italy
tel. +39 0536 927711 - info@kronosceramiche.com
www.kronosceramiche.com

