

# COAST ROAD



COAST **LIGHT**  
60x120 RT . 24"x48"



IN COVER: COAST **LIGHT** 60x120 RT . 24"x48"

COAST **LIGHT**  
60x60 RT . 24"x24"  
30x60 RT . 12"x24"







COAST ASH  
60x120 RT . 24"x48"



COAST **ASH**  
60x120 RT . 24"x48"



COAST SAND  
60x120 RT . 24"x48"







COAST **SAND**  
60x120 RT . 24"x48"

# COAST ROAD

60x120 RT . 24"x48"

 Spessore . Thickness **8,5mm**

60x60 RT . 24"x24" - 30x60 RT . 12"x24"

 Spessore . Thickness **8mm**

## COAST LIGHT



COAST **LIGHT**  
60x120 RT . 24"x48" R10 B

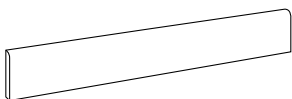


COAST **LIGHT**  
60x60 RT . 24"x24" R10 B



COAST **LIGHT**  
30x60 RT . 12"x24" R10 B

Pezzi speciali . Special trims



COAST **LIGHT** Battiscopa  
7,2x60 RT . 3"x24"

## COAST ASH



COAST **ASH**  
60x120 RT . 24"x48" R10 B

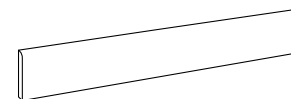


COAST **ASH**  
60x60 RT . 24"x24" R10 B



COAST **ASH**  
30x60 RT . 12"x24" R10 B

Pezzi speciali . Special trims



COAST **ASH** Battiscopa  
7,2x60 RT . 3"x24"



# COAST ROAD

## COAST SAND



COAST SAND  
60x120 RT . 24"x48" R10 B

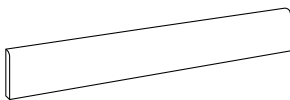


COAST SAND  
60x60 RT . 24"x24" R10 B



COAST SAND  
30x60 RT . 12"x24" R10 B

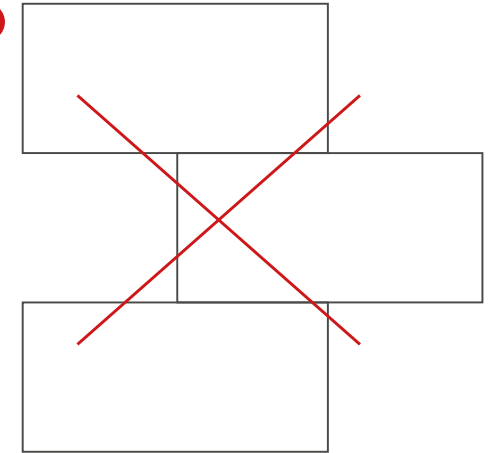
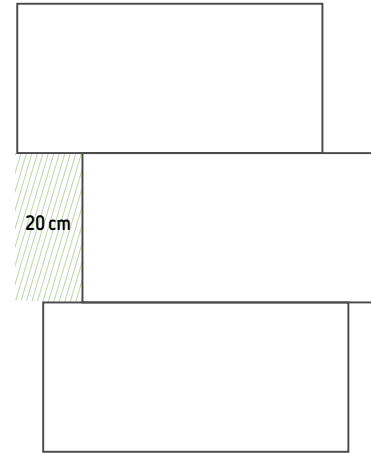
Pezzi speciali . Special trims



COAST SAND Battiscopa  
7,2x60 RT . 3"x24"

# COAST ROAD

**Avvertenze per la posa . Recommendations for installation**  
Recommandations pour la pose  
Verlegetipps



Per la posa del materiale si consiglia una fuga minima di 2 mm.

**As for rectified materials , it is strongly recommended a minimum of 2 mm joint.**

Pour poser du matériel rectifié nous vous conseillons un joint minimum de 2 mm.

Für die Verlegung des kalibrierten Material empfehlen wir einen Mindestfugen von 2 mm.

Si raccomanda di posare i materiali sfalsati di 20 cm al massimo, mai a metà della loro lunghezza.

**It is strongly recommended to install the materials in a staggered pattern of a maximum of 20cm, never at half way its length.**

Il est conseillé de poser les matériaux en décalé de 20 cm au maximum, jamais à la moitié de leur longueur.

Es wird empfohlen, die Materialien um höchstens 20 cm versetzt zu verlegen und nie in der Mitte ihrer Länge.

## Imballi . Packing

	pz/box	mq/box	kg/box	box/plt	mq/plt	kg/plt	spessore
60x120 RT	2	1,44	29,00	35	50,40	1030	8,5 mm
60x60 RT	3	1,08	19,50	40	43,20	795	8 mm
30x60 RT	7	1,26	22,80	40	50,40	927	8 mm
battiscopa 7,2x60 RT	10	6 ml	8,00	70	420 ml	572	-

Gres Porcellanato . Porcelain stoneware

EN 14411 Allegato G \_ Piastrelle di ceramica pressate a secco con basso assorbimento d'acqua (Ev ≤ 0,5%)  
Reference standard: EN 14411 Appendix G \_ Dry pressed ceramic tiles with low water absorption (Ev ≤ 0,5%)



Gruppo Bla

CARATTERISTICHE TECNICHE . TECHNICAL CHARACTERISTICS Caracteristiques techniques . Technische eigenschaften	NORMA . NORMS Normes . Normen	REQUISITI RICHIESTI . REQUIREMENTS Conditions requises . Geforderte eigenschaften			VALORE MEDIO * Valeur moyenne . Average rating Durchschnittswert	
		7 cm ≤ N < 15 cm	N ≥ 15 cm		SUPERFICIE NATURALE	
Lunghezza e larghezza dei lati . Length and width of the sides Longueur et largeur de côtés . Länge und Breite	ISO 10545-2	RETTIFICATI	± 0,4 mm	± 0,3 %	± 1,0 mm	Conforme . According to Conforme . Gemäss
Rettilinearità degli spigoli . Straightness Equerrage des angles . Kantengeradheit			± 0,4 mm	± 0,3 %	± 0,8 mm	Conforme . According to Conforme . Gemäss
Ortogonalità** . Rectangularity** Orthogonalité . Rechtwinkligkeit			± 0,4 mm	± 0,3 %	± 1,5 mm	Conforme . According to Conforme . Gemäss
Planarità . Flatness Planéité . Planität			± 0,6 mm	± 0,4 %	± 1,8 mm	Conforme . According to Conforme . Gemäss
Spessore . Thickness Épaisseur . Stärke	ISO 10545-2		± 0,5 mm	± 5 %	± 0,5 mm	Conforme . According to Conforme . Gemäss
Assorbimento % d'acqua . Water absorption Absorption d'eau . Wasseraufnahme	ISO 10545-3		Ev ≤ 0,5%		Conforme . According to Conforme . Gemäss	
Determinazione della resistenza a flessione e della forza di rottura Flexion and break resistance Résistance à la flexion et à la force de rupture Biegefestigkeit und Bruchlast	ISO 10545-4		Spessore ≥ 7,5 mm $\left[ \begin{array}{l} S \geq 1300 \\ R \geq 35 \text{ N/mm}^2 \end{array} \right.$		Conforme . According to Conforme . Gemäss	
Determinazione della resistenza all'abrasione profonda (porcellanato non smaltato) Deep Scratch Resistance (unglazed porcelain) Résistance à l'abrasion profonde (gres cérame) Tiefenverschleissbeständigkeit (unglasierte Feinsteinzeug)	ISO 10545-6		≤ 175 mm <sup>3</sup>		Conforme . According to Conforme . Gemäss	
Coefficiente di espansione termica lineare tra 20° e 100° C Linear thermal expansion 20°C to 100°C Dilatation thermique linéaire entre 20°C et 100°C Lineare Waerme-ausdehnung zwischen 20°C und 100°C	ISO 10545-8		Metodo di prova disponibile . Test method available Méthode d'essai disponible . Prüfverfahren verfügbar		Conforme . According to Conforme . Gemäss	
Resistenza agli sbalzi termici . Thermal shock resistance Résistance aux écarts de Température . Temperaturwechselbeständigkeit	ISO 10545-9		Metodo di prova disponibile . Test method available Méthode d'essai disponible . Prüfverfahren verfügbar		Conforme . According to Conforme . Gemäss	
Resistenza al gelo . Frost resistance Résistance au gel . Frostbeständigkeit	ISO 10545-12		Metodo di prova disponibile . Test method available Méthode d'essai disponible . Prüfverfahren verfügbar		Conforme . According to Conforme . Gemäss	
Determinazione della resistenza chimica . Chemical resistance Résistance chimique . Chemikalienbeständigkeit	ISO 10545-13		Classe B minimo (UGL) Class B min (UGL) Classe B min (UGL) Categorie B min (UGL)		Conforme . According to Conforme . Gemäss	
Reazione al fuoco . Reaction to fire Réaction au feu . Brandverhalten	-		Classe A1 o A1 fl - Class A1 o A1 fl Class A1 ou A1 fl - Klasse A1 oder A1 fl Classe A1 o A1 fl - Минимум A1 - A1 fl		Conforme . According to Conforme . Gemäss	
Determinazione della resistenza alle macchie . Resistance to staining Résistance aux taches . Beständigkeit gegen Fleckenbil	ISO 10545-14		Classe 3 minimo . Class 3 min Categorie 3 min . Klasse 3 min		Conforme . According to Conforme . Gemäss	
Resistenza allo scivolamento . Slip resistance Résistance au glissement . Bestimmung der Rutschemmungsfähigkeit	DIN EN 16165 (Previously DIN 51130)		Classificazione R . Classification R Classification R . Klassifizierung R		R10	
Resistenza allo scivolamento . Slip resistance Résistance au glissement . Bestimmung der Rutschemmungsfähigkeit	DIN EN 16165 (Previously DIN 51097)		Classificazione A B C . Classification A B C Classification A B C . Klassifizierung A B C		B	
Resistenza allo scivolamento - coefficiente di attrito dinamico ( DCOF ) Slip resistance - dynamic friction coefficient Résistance au glissement - résistance de frottement dynamique Bestimmung der Rutschemmungsfähigkeit - dynamischer reibungskoeffizient	ANSI A 326.3				≥ 0,42	

GRADO DI VARIAZIONE CROMATICA Ogni prodotto si caratterizza per un grado di stonizzazione variabile da prodotto a prodotto, da colore a colore. Per stonizzazione s'intende variazione di gradazione cromatica da piastrella a piastrella. COLOUR SHADE VARIATION Every product is characterised by colour-shading that can vary from one product to another and from one colour to another. When referring to colour-shading we refer to the chromatic variation of the tile surface.	V2
----------------------------------------------------------------------------------------------------------------------------------------------------------------------------------------------------------------------------------------------------------------------------------------------------------------------------------------------------------------------------------------------------------------------------------------------------------------------------------------------------	----



Casella Postale 52  
Ufficio postale di Sassuolo  
Piazza San Paolo, 1  
41049 Sassuolo (MO)