


YELLOWSTONE

60x60 cm 24"x24"
30x60 cm 12"x24"


MODULO RUNNER

2 pcs 40x60 cm 16"x24"
2 pcs 30x60 cm 12"x24"
2 pcs 20x60 cm 8"x24"



yellowstone modulo runner





yellowstone, yellowstone muretto, yellowstone mosaico





GRES PORCELLANATO . RETTIFICATO
RECTIFIED . PORCELAIN STONWARE
60x60 cm 24"x24" 30x60 cm 12"x24" ± 9,5 mm

V4



60x60 Yellowstone Rettificato

3



30x60 Yellowstone Muretto

6







30x60 Yellowstone Rettificato

6

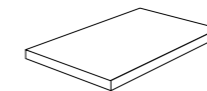


30x30 Yellowstone Mosaico 5x5

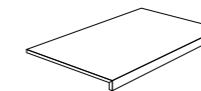
11

CARATTERISTICA TECNICA TECHNICAL FEATURE	NORMA NORM	VALORE RICHIESTO REQUIRED STANDARD	YELLOWSTONE
 ASSORBIMENTO ACQUA IN % % WATER ABSORPTION	UNI EN ISO 10545-3	≤ 0,5%	CONFORME CORRESPONDING
 RESISTENZA A FLESSIONE BREAKING STRENGTH	UNI EN ISO 10545-4	≥ 35 N/mm ²	CONFORME CORRESPONDING
 RESISTENZA AL GELO FROST RESISTANCE	UNI EN ISO 10545-12	NESSUNA ALTERAZIONE VISIBILE NO VISIBLE ALTERATION / UNAFFECTED	CONFORME CORRESPONDING
 RESISTENZA ALL'ABRASIONE SUPERFICIALE (METODO PEI) RESISTENCE TO SURFACE ABRASION (PEI-METHOD)	UNI EN ISO 10545-7	VALORE DA DICHIARARE VALUE TO BE DECLARED	5
 RESISTENZA ALL'ATTACCO CHIMICO CHEMICAL RESISTANCE	UNI EN ISO 10545-13	NESSUNA ALTERAZIONE VISIBILE NO VISIBLE ALTERATION / UNAFFECTED	CONFORME CORRESPONDING
 RESISTENZA AGLI SBALZI TERMICI THERMAL SHOCK RESISTANCE	UNI EN ISO 10545-5	NESSUNA ALTERAZIONE VISIBILE NO VISIBLE ALTERATION / UNAFFECTED	CONFORME CORRESPONDING
 RESISTENZA ALLO SCIVOLAMENTO SLIP RESISTANCE	DIN 51130	IN FUNZIONE DELL'AMBIENTE O DELLA ZONA DI LAVORO BASING ON THE ENVIRONMENT OR ON THE WORKING AREA	R10 (RETT.) A+B
	DIN 51097 (A+B+C)		
 COEFFICIENTE D'ATTRITO DINAMICO WET DYNAMIC COEFFICIENT OF FRICTION	Bot 3000 E	DCOF ≥ 0,42	> 0,42

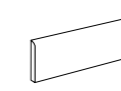
PEZZI SPECIALI SPECIAL TRIMS



30x60 Gradino Angolare Incollato *



30x60 Gradino Frontale Incollato *



6x60 Battiscopa

10

* Gradino Angolare e Gradino Frontale possono essere realizzati su misura a richiesta del cliente. I pezzi speciali sono disponibili a richiesta su tutti i pavimenti in gres porcellanato.

YELLOWSTONE	mq/scatola	kg/scatola	colli/pallet	mq/pallet	kg/pallet
60x60 Rettificato	1,08	22,70	40	43,20	908,00
30x60 Rettificato	1,08	22,70	48	51,84	1089,60

Contributo spese imballo euro 8,50/pal. netto

YELLOWSTONE

MODULO RUNNER

GRES PORCELLANATO . RETTIFICATO

RECTIFIED . PORCELAIN STONEWARE

2 pcs **40x60 cm** 14"x24" 2 pcs **30x60 cm** 12"x24" $\pm 9,5$ mm


2 pcs **20x60 cm** 8"x24" $\pm 9,5$ mm



V4



40x60 **Yellowstone** Rettificato



30x60 **Yellowstone** Rettificato

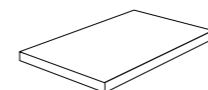


20x60 **Yellowstone** Rettificato

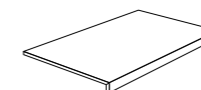
Yellowstone Modulo Runner

6

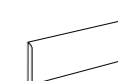
PEZZI SPECIALI SPECIAL TRIMS



30x60 **Gradino Angolare** Incollato *



30x60 **Gradino Frontale** Incollato *



6x60 **Battiscopa**

10

* **Gradino Angolare e Gradino Frontale possono essere realizzati su misura a richiesta del cliente.**
I pezzi speciali sono disponibili a richiesta su tutti i pavimenti in gres porcellanato.

YELLOWSTONE	mq/scatola	kg/scatola	colli/pallet	mq/pallet	kg/pallet
Modulo Runner	1,08	22,60	36	38,88	877,00

Contributo spese imballo euro 8,50/pal. netto