




Spirito metropolitano e fascino  
essenziale del cemento  
The metropolitan spirit and simple  
allure of concrete  
Großstadtesprit und der schlichte  
Reiz von Zement  
Esprit métropolitain et charme  
essentiel du ciment

# Blend

gres ++



gres ++



AVORIO



SABBIA



SENAPE



OLIVA




GRIGIO




GOMMA


MOSAICO MINIMAXI ■  
in fogli 40x40 da 36 pezzi - in 40x40 - 16"x16" sheet made up of 36 pieces




AVORIO




SABBIA




SENAPE



OLIVA



GRIGIO



GOMMA

Formati disponibili  
Available sizes - Verfügbare Formate - Formats disponibles



60x60 - 24" x 24"



30x60 - 12" x 24"



20x20 - 8" x 8"






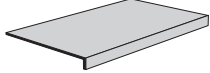
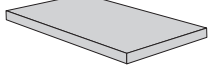



Naturale/Rettificato  
Matte/Rectified  
Matt/Rektifiziert  
Matt/Rectifié



## 250 Blend

gres ++

| Formato<br>Size<br>Format<br>Format  | Articolo<br>Item<br>Artikel<br>Article                 | ■<br>Naturale/Rettificato<br>Matte/Rectified<br>Matt/Rektifiziert<br>Matt/Rectifié | Scatole                                   |   |                                       | Pallet                              |                                   |                      | Spessore<br>Thickness<br>Stärke<br>Épaisseur |
|--|--|--|---|---|---------------------------------------|-------------------------------------|-----------------------------------|----------------------|--|
|  |  |  | PZ/SC<br>Pcs/Box<br>Stck/Ktn<br>Pcs/Boîte | MQ/SC<br>Sqm/Box<br>Qm/Ktn<br>M <sup>2</sup> /Boîte | KG/SC<br>Kg/Box<br>Kg/Ktn<br>Kg/Boîte | COLLI<br>Boxes<br>Kartons<br>Boîtes | MQ<br>Sqm<br>Qm<br>M <sup>2</sup> | KG<br>Kg<br>Kg<br>Kg |  |
| <br>60x60 - 24"x24"   | Avorio<br>Sabbia<br>Senape<br>Oliva<br>Grigio<br>Gomma | BE601R<br>BE60AR<br>BE602R<br>BE608R<br>BE603R<br>BE600R                           | 4   | 1,44  | 31,5                                  | 30                                  | 43,2                              | 955                  | 10 mm  |
| <br>30x60 - 12"x24"   | Avorio<br>Sabbia<br>Senape<br>Oliva<br>Grigio<br>Gomma | BE361R<br>BE36AR<br>BE362R<br>BE368R<br>BE363R<br>BE360R                           | 6   | 1,08  | 23,5                                  | 40                                  | 43,2                              | 950                  | 10 mm  |
| <br>20x20 - 8"x8"   | Avorio<br>Sabbia<br>Senape<br>Oliva<br>Grigio<br>Gomma | BE201R<br>BE20AR<br>BE202R<br>BE208R<br>BE203R<br>BE200R                           | 27  | 1,08  | 23,5                                  | 68                                  | 73,44                             | 1608                 | 10 mm  |
| <br>MOSAICO MINIMAXI   | Avorio<br>Sabbia<br>Senape<br>Oliva<br>Grigio<br>Gomma | BE1MMM<br>BEAMMM<br>BE2MMM<br>BE8MMM<br>BE3MMM<br>BE0MMM                           | Sheets<br>4                               | 0,64  | 15,2                                  |                                     |                                   |                      |  |
| <br>7,5x60 - 3"x24"<br>Battiscopa - Bullnose<br>Sockel - Plinthe  | Avorio<br>Sabbia<br>Senape<br>Oliva<br>Grigio<br>Gomma | BEB601R<br>BEB60AR<br>BEB602R<br>BEB608R<br>BEB603R<br>BEB600R                     | 22  | Ml.<br>13,2   | 23,4                                  |                                     |                                   |                      |  |
| <br>30x60x5 - 12"x24"x2"<br>Lineare ad Elle - L-shaped Element<br>L-Form Element - Élément linéaire en "L"              | Avorio<br>Sabbia<br>Senape<br>Oliva<br>Grigio<br>Gomma | BE1GLR<br>BEAGLR<br>BE2GLR<br>BE8GLR<br>BE3GLR<br>BE0GLR                           | 4   |   | 20                                    |                                     |                                   |                      |  |
| <br>DX 30x60x5 - 12"x24"x2"<br>Angolare ad Elle - L-shaped Corner Element<br>L-Form Eckelement - Élément d'angle en "L" | Avorio<br>Sabbia<br>Senape<br>Oliva<br>Grigio<br>Gomma | BE1GADR<br>BEAGADR<br>BE2GADR<br>BE8GADR<br>BE3GADR<br>BE0GADR                     | 2   |   | 11                                    |                                     |                                   |                      |  |
| <br>SX 30x60x5 - 12"x24"x2"<br>Angolare ad Elle - L-shaped Corner Element<br>L-Form Eckelement - Élément d'angle en "L" | Avorio<br>Sabbia<br>Senape<br>Oliva<br>Grigio<br>Gomma | BE1GASR<br>BEAGASR<br>BE2GASR<br>BE8GASR<br>BE3GASR<br>BE0GASR                     | 2   |   | 11                                    |                                     |                                   |                      |  |

• Da utilizzare esclusivamente a rivestimento.

To be used only on walls. - Nur zur Verkleidung verwendbar. - Exclusivement destinés à un revêtement mural.



CONCRETE GRIGIO 60x60 - 24"x24"  
Naturale/Rettificato - Matte/Rectified

EN 14411:2012 ANNEX G GROUP BIa UGL

| PAVIMENTO                             | RIVESTIMENTO                            | RESIDENZIALE   | TRAFFICO LEGGERO   |
|---------------------------------------|---|--|--|
| Floor coverings<br>Bodenbeläge<br>Sol | Wall coverings<br>Wandbeläge<br>Faïence | Residential areas<br>Wohngebiete<br>Zones résidentielles | Light traffic areas<br>Geringe Begehungsfrequenz<br>Zones à trafic léger |



V2

Piastrelle con lieve variazione di tono e disegno

Tiles with slight shade and aspect variation  
Fliesen mit leicht unterschiedlichen Tonalitäten und Muster  
Carreaux avec faible différence de nuance et structure

